

# **LEEDS CITY REGION ENTERPRISE PARTNERSHIP BOARD**

**MEETING TO BE HELD AT 2.00 PM ON WEDNESDAY, 28 APRIL 2021  
DUE TO COVID-19, THIS MEETING WILL BE HELD REMOTELY AND  
WILL BE LIVESTREAMED HERE:**

**<https://www.youtube.com/channel/UCazjNSGpqZZT41Vibn2ZK9A/live>  
(COPY AND PASTE THE LINK IN YOUR BROWSER)**

---

## **A G E N D A**

### **1. APOLOGIES FOR ABSENCE**

### **2. DECLARATIONS OF INTEREST**

In accordance with the requirements of the LEP Board Members' Code of Conduct, members have an obligation to review their register of interests before each meeting and to declare any interests.

If an interest has not been entered onto the LEP's register, then members must disclose the interest at any meeting at which they are present and where they have a disclosable interest in any matter being considered and where the matter is not a sensitive interest.

### **3. EXCLUSION OF THE PRESS AND PUBLIC**

### **4. MINUTES OF THE MEETING HELD ON 24 FEBRUARY 2021**

(Pages 1 - 8)

### **5. ECONOMIC REPORTING**

(Led by: Alan Reiss, Author: James Hopton)

(Pages 9 - 36)

### **6. COVID-19**

(Led by: Brian Archer, Author: Ian Smyth)

(Pages 37 - 44)

### **7. LEP CAPITAL PROGRAMME (INVESTMENT COMMITTEE)**

(Led by: Melanie Corcoran)

(Pages 45 - 60)

**8. GOVERNANCE ARRANGEMENTS**

(Led by: Angela Taylor, Author: Caroline Allen)  
(Pages 61 - 74)

**For Information**

**9. MINUTES OF THE MEETING OF THE COMBINED AUTHORITY  
HELD ON 9 MARCH 2021**

(Pages 75 - 84)

**10. DATE OF NEXT MEETING**

The next meeting will be held on 9 June 2021



## MINUTES OF THE MEETING OF THE LEEDS CITY REGION ENTERPRISE PARTNERSHIP BOARD HELD REMOTELY ON WEDNESDAY, 24 FEBRUARY 2021

---

### **Present:**

Roger Marsh OBE DL (Chair)	Leeds City Region Enterprise Partnership
Helen Featherstone	Private Sector member
Kate Hainsworth	Private sector member and LEP Diversity Champion
Amir Hussain (Public Representative)	Private sector member
Rashik Parmar MBE	Private sector member and Chair, Employment & Skills Panel
Professor Simon Pringle	Private sector member and Chair, Green Economy Panel
Kamran Rashid	Private sector member
Mandy Ridyard	Private sector member
Mark Roberts (Deputy Chair)	Private sector member
Joanna Robinson	Private sector member
Andrew Wright	Private sector member and Chair, Business Innovation & Growth Panel
Councillor Susan Hinchcliffe	Bradford Council
Councillor Shabir Pandor	Kirklees Council
Councillor Tim Swift MBE	Calderdale Council

### **In attendance:**

Peter Mucklow	LEP Senior Sponsor
Eve Roodhouse	Leeds City Council
Councillor Paula Widdowson	City of York Council
Ben Still	LEP/West Yorkshire Combined Authority
Caroline Allen	LEP/West Yorkshire Combined Authority
Brian Archer	LEP/West Yorkshire Combined Authority
Melanie Corcoran	LEP/West Yorkshire Combined Authority
Alan Reiss	LEP/West Yorkshire Combined Authority
Angela Taylor	LEP/West Yorkshire Combined Authority
Ian Smyth	LEP/West Yorkshire Combined Authority
Patrick Bowes	LEP/West Yorkshire Combined Authority
Sarah Bowes	LEP/West Yorkshire Combined Authority
James Flanagan	LEP/West Yorkshire Combined Authority
Sonya Midgley	LEP/West Yorkshire Combined Authority
Julie Haigh	LEP/West Yorkshire Combined Authority
Ruth Chaplin	LEP/West Yorkshire Combined Authority

#### **81. Apologies for Absence**

Apologies for absence were received from Shirley Congdon, Kully Thiarai, Baroness Blake and Councillor Jeffery.

In noting Baroness Blake's apologies the Chair advised that Councillor James Lewis was to be the new Leader of Leeds City Council. Confirmation regarding Baroness Blake's replacement on the LEP Board was awaited.

#### **82. Declarations of Interest**

In accordance with the requirements of the LEP Board Members' Code of Conduct, Members were reminded of their obligations to review their individual register of interests before each LEP Board meeting and to declare any interests.

#### **83. Exclusion of the Press and Public**

There were no items on the agenda requiring the exclusion of the press and public.

#### **84. Minutes of the meeting held on 20 January 2021**

**Resolved:** That the minutes of the meeting held on 20 January 2021 be approved.

#### **85. Economic Reporting**

The Board considered a report of the Director, Policy, Strategy and Communications which provided an update on the latest economic and business intelligence and activity and intelligence around understanding the impact of COVID-19 and EU Exit.

Members discussed the latest data and a copy of the Leeds City Region COVID-19 Insights Report was attached at Appendix 1.

It was noted that the 2021 Leeds City Region Business Survey was being undertaken and this focussed on understanding businesses' views and experiences in relation to the pandemic and the end of EU transitions. The findings of the survey will be reported to a future meeting.

**Resolved:** That the latest intelligence around the economic impacts of COVID-19 and EU Exit be noted.

#### **86. Covid-19: Economic Recovery and Response**

The Board considered a report of the Director, Economic Services which provided an update on developments around the COVID-19 crisis, including the delivery of products and services in response.

Members noted the support being made available to businesses including employment and skills support which was outlined in the report. They discussed the review of the Economic Recovery Plan which was currently being undertaken to reflect the impacts of the crisis including the development of a distinct proposition focussed on culture and the creative arts which was welcomed by Members. A revised version would be brought to a future meeting.

The Combined Authority had approved £13.5 million of gainshare funding to support immediate priority recovery programmes around skills and retraining. It was reported that a further three programmes would be considered at the Authority's next meeting and the Board endorsed the areas of focus for investment to kickstart progress on the key gaps which were detailed in the report.

**Resolved:**

- (i) That the progress on delivering the response to the crisis be noted.
- (ii) That the steps being taken to develop a second version of the West Yorkshire Economic Recovery Plan, including the development of a distinct proposition focussed on culture and the creative arts be noted.
- (iii) That the three areas of focus for investment to kickstart progress on the Recovery Plan propositions be endorsed.

## **87. Panel and Committee Reports**

The Board discussed and noted the Panel reports which were presented for information.

The Place Panel had met on 28 January 2021 and had discussed a range of topics and the Board noted the updates provided on the development of the Place Narrative, Brownfield Housing Fund and the delivery of the Leeds City Region Enterprise Zones.

Members noted the LEP Capital Programme (Investment Committee) report which provided updates on capital expenditure at quarter 3 2020/21, Growth Deal Annual Performance Review, the Growth Deal economic development expenditure forecasts and closure and Getting Building Fund approvals. It was reported that the closedown of the Growth Deal portfolio was underway and a list of the 57 economic development projects included in the programme was attached at Appendix 1. It was noted that 15 of these had achieved financial closure and it was anticipated that the remaining 42 would progress through the assurance process by the end of June 2021. The Board thanked officers for the work that had been undertaken to deliver the projects during the Growth Deal programme.

**Resolved:** That the reports be noted.

## **88. COVID-19 Economic Recovery - Entrepreneurship**

The Board considered a report of the Director, Policy, Strategy and Communications on the Economic Recovery Plan's ambitions around Entrepreneurship.

The Board welcomed the report and Entrepreneurship proposition. The report set out the ambition and possible approach and the Board endorsed the three areas which had been proposed as elements of the ecosystem that would benefit from immediate further investment.

Members discussed how opportunities and support could be provided to inspire and engage with people from all diverse communities to set up their own enterprises and also support existing businesses. The importance of the challenging work to co-ordinate the programme was also considered and the following comments were made:

- Work with organisations already involved in delivering local access programmes
- Communicating/engagement via different platforms and have a regional campaign to raise awareness
- Work with local authorities, communities and hard to reach groups
- Look at other business advice available and fill the gaps
- Help small business who have problems setting up bank accounts
- Have a clear strand on social entrepreneurship
- Encourage start ups within the green agenda
- Target all age groups

It was noted that in the absence of full Government funding, the Combined Authority and LEP have been working on what can be done with initial local investment. A workshop had been held in January 2021 with key stakeholders and the first West Yorkshire Innovation Festival was being held during 15-19 March 2021 at which a series of virtual events would be taking place.

**Resolved:** That the development of Entrepreneurship support as part of the West Yorkshire Economic Recovery Plan be noted.

## **89. Employment & Skills Plan Refresh**

The Board considered a report of the Director, Policy, Strategy and Communications on the refresh of the Employment and Skills Plan.

The report provided an overview and summarised the key components for the Employment and Skills Framework. Members discussed the strategic context, evidence base and objectives which were provided in Appendix 1 and endorsed the proposal for the revised Employment and Skills priorities to be published as a Framework. This would set out the strategic aims of the Leeds City Region whilst allowing flexibility to produce further detail within

specific plans. The Combined Authority will consider the Framework at their meeting on 9 March 2021.

**Resolved:** That the proposal for the revised Employment and Skills Framework to be published be endorsed.

## **90. Inclusive Growth**

The Board considered a report of the Director, Policy, Strategy and Communications on Inclusive Growth.

It was noted that at the last meeting, the LEP Board had endorsed the Inclusive Growth Framework for adoption as part of the wider Strategic Economic Framework.

Members considered the revised indicator dashboard which will continue to be updated based on the practical usefulness of the indicators on tracking the delivery of inclusive growth. An updated data set which quantifies some of the issues, inequalities and gaps facing the Leeds City Region was attached at Appendix 1.

The Board endorsed in principle the suggested prioritisation for possible 'early win' Inclusive Growth interventions from the pipeline. Details were provided in the report and logic models for each proposed intervention were included at Appendix 2. Members discussed and welcomed the proposal for the development of a Good Work Standard/Charter and the need to encourage businesses/employers to become involved. It was noted that each intervention/package would be subject to a rigorous value for money appraisal and considered alongside other proposals and further development of costs.

### **Resolved:**

- (i) That the LEP Board agree the addition to the Inclusive Growth Dashboard of the indicators shown in paragraph 2.5 of the submitted report.
- (ii) That the proposed 'early win' Inclusive Growth interventions set out in paragraph 2.8 of the submitted be endorsed, noting that any funding decisions rest with the Combined Authority.

## **91. LEP Budgets and Funding**

The Board considered a report of the Director, Corporate Services which provided an update on funding secured by the LEP and the position going forward.

It was noted that the revenue budgets for 2021/22 and indicative capital budget had been approved by the Combined Authority and included funding secured by the LEP. It was noted that no announcements had been made

regarding a successor fund to the Growth Deal and details of access to funds such as the Levelling Up Fund are awaited. The lack of funding to replace the Growth Deal to support the regional economic recovery was concerning and this continues to be brought to the Government's attention. It was noted that many of the previous funding programmes cease in 2021 and a summary was attached at Appendix 1.

The Ministry of Housing, Communities and Local Government (MHCLG) have confirmed 2021/22 revenue funding - £500,000 core funding and £520,000 to support the growth hub. The Board noted the challenges of reduced LEP funding which would leave some programmes, including Enterprise Zones, incomplete and were disappointed that that future FE skills capital funding will be the subject of a bidding process by colleges. It was however noted that many of the LEP priorities will continue through the Combined Authority and the funding secured in the devolution deal will ensure work on areas such as the Economic Recovery Plans and Adult Education and Skills can continue to progress.

**Resolved:** That the LEP Board notes the funding position.

## **92. Governance Report**

The Board considered a report of the Director, Corporate Services on governance arrangements which:

- Provided LEP Board Member with proposals to review the Chair's final year of tenure as per the agreement in February 2020, following the outcome of the Strengthened Local Enterprise Partnerships review.
- Sought approval to recommend to the Combined Authority the appointment of a non-voting advisory representative of the TUC to the Employment and Skills Panel.

It was noted that in February 2020 the current LEP Chair's tenure had been extended until the Annual Meeting in June 2022, subject to a light touch review during 2020/21. Members discussed and agreed the proposals in respect of the review which were outlined in the report including the methodology and timescales. Roger Marsh took no part in the consideration of the proposal. The outcome of the review would be considered by the LEP Board at their meeting on 28 April 2021.

The Board discussed the appointment of a non-voting advisory TUC representative to the Employment and Skills Panel. It was considered that this would be beneficial to the work of the Panel as they would provide a vital link and insight. It was therefore agreed to recommend such an appointment to the Combined Authority.

**Resolved:**



- (i) That the LEP Board approves the terms of the LEP Chair review as outlined in paragraph 2.4 of the submitted report and for the work to begin.
- (ii) That the LEP Board recommends to the Combined Authority the appointment of a non-voting advisory representative of the TUC to the Employment and Skills Panel.

### **93. Connectivity Plan**

The Board considered a report of the Director, Policy, Strategy and Communications on the West Yorkshire Connectivity Plan.

Members were updated on the plans for engagement following the recent publication of the West Yorkshire Connectivity Infrastructure Plan, WY Mass Transit Vision 2040 and associated documents. Public and stakeholder engagement would continue until 11 April 2021 and details were outlined in the report. The importance of businesses being able to feed into the engagement was highlighted and Members were asked for any suggestions on how to involve the business community further. It was noted that business representatives would be invited to attend events and it was proposed to meet with the Business Communications Group to discuss the draft plan. An analysis of responses to the engagement would be prepared and feedback considered by the Combined Authority.

**Resolved:** That the content of the Connectivity Infrastructure Plan, WY Mass Transit Vision 2040, associated documents and plans for engagement be noted.

### **94. Draft Minutes of the Meeting of the Combined Authority held on 4 February 2021**

**Resolved:** That the draft minutes of the West Yorkshire Combined Authority held on 4 February 2021 be noted.

### **95. Date of Next Meeting**

The next meeting will be held on Wednesday 28 April 2021.

This page is intentionally left blank

---

**Report to:** Leeds City Region Enterprise Partnership Board (LEP Board)

**Date:** 28 April 2021

**Subject:** **Economic Reporting**

---

**Director:** Alan Reiss, Director of Strategy, Communications and Policing

**Author:** James Hopton, Economic & Transport Analysis Manager

---

## **1. Purpose of this report**

- 1.1 To provide an update on the latest economic and business intelligence for the Board, and to update the Board on the latest activity and intelligence around understanding the impact of COVID-19 and EU Exit.

## **2. Information**

- 2.1 Some areas of the economy have seen increasing activity in recent weeks, as the latest lockdown restrictions have begun to ease. Although the latest data pre-dates the reopening of non-essential retail and outdoor hospitality, West Yorkshire's major town and city centres saw increasing levels of movement in late March and early April, following the reintroduction of the "rule of six". The level of increase varied but was highest in Huddersfield and lowest in Leeds, though with the exception of Huddersfield (57%) activity in the five main urban centres remained less than 50% of each place's pre-pandemic baseline in the week to April 8th.
- 2.2 The number of vacancies being advertised online in West Yorkshire increased in late March, and as of the week ending April 3<sup>rd</sup> was 8% above the level seen in the week of 14<sup>th</sup> March 2020. It subsequently fell back 9% in the following week, with the Easter break likely subduing activity to some degree.
- 2.3 This follows data from HMRC's Pay As You Earn Real Time Information showing a recovery in the number of employees in West Yorkshire during the three consecutive months between December 2020 and February 2021. The employee count in February was almost 6,000 above its lowest point in November 2020. However, the number of employees in February 2021 is around 20,000 below its March 2020 level.
- 2.4 Meanwhile, levels of furlough use have also shown signs of falling, with 2.2% fewer jobs furloughed in February in West Yorkshire compared to January. The latest official data from HMRC still showed almost 140,000 jobs furloughed in West Yorkshire in February, 14% of eligible jobs. Survey data from the Office for National Statistics (ONS) suggests further falls in early to

mid-March. However, later in March, the decline in furlough use appeared to plateau along with other measures of the return to work, suggesting a relatively stable picture prior to the wider reopening of the economy.

- 2.5 Despite falling furlough use, the number of people claiming out of work benefits in West Yorkshire increased by 4,800 or 5% in February, in line with a national increase. This is the first substantial increase since spring 2020, although it remains a relatively modest increase. The current West Yorkshire claimant count of 110,150 is 93% higher (+53,070) than in March 2020.
- 2.6 ONS survey data also shows businesses' cash position has remained relatively stable of late, both locally and nationally, with around 34% of businesses having less than three months cash in reserve. This appears unaffected by recent lockdowns. There has been some improvement in businesses reporting increasing turnover – particularly in West Yorkshire, where the net balance has increased from -40% on 7<sup>th</sup> February to -32.8% on 21<sup>st</sup> March. Net balances are calculated by subtracting those reporting decreases from those reporting increases, so clearly this indicates that many more businesses still report falling turnover than increases.
- 2.7 The ONS Business Insights and Conditions Survey continues to show around 55% of exporters reporting challenges trading internationally in mid-March. This is similar to mid-January. Some issues have eased slightly in this time, such as disruption at borders and the availability and cost of transport & logistics. However, the demands of increased paperwork are the most frequently mentioned issue and this was not covered specifically in the January surveys.
- 2.8 EU exit issues remain the focus of much of the feedback from businesses' conversations with Growth Managers. Specifically, around paperwork changes, VAT returns and delays that these issues and others have caused to deliveries. Issues with CE certification also persist, with reports of the UK and EU authorities not recognising each other's certifications. These issues are having a financial impact on businesses affected, with some using significant portions of their reserves to mitigate this. Some businesses report seeking finance to manage through the challenges, though some report being unable to access this, or the process taking longer than they need to make use of the funding. Others are seeking to enact other measures to mitigate the impacts, including investing in digitising services or expanding marketing presence to increase activity in overseas markets.
- 2.9 The latest Quarterly Economic Survey with the Chambers of Commerce in Leeds City Region for Q1 2021 emphasises these challenges, with 60% of manufacturers and 40% of service sector exporters report challenges exporting in recent weeks. Many manufacturers anticipate price rises on the back of this. The vast majority of businesses who trade with the EU anticipate that they will continue to do so. Expansion plans are more likely to be focused elsewhere – either domestically or beyond Europe.

### **3. Tackling the Climate Emergency Implications**

- 3.1 There are no tackling the climate emergency implications directly arising from this report.

### **4. Inclusive Growth Implications**

- 4.1 As reported at paragraph 2.4, the number of people claiming out of work benefits continues to increase and is nearly double the March 2020 figure. Getting people reskilled and back into work are key objectives set out in the West Yorkshire Economic Recovery plan.

### **5. Equality and Diversity Implications**

- 5.1 The pandemic continues to have a disproportionately negative effect on people on low incomes and from Black, Asian and Minority Ethnic backgrounds.

### **6. Financial Implications**

- 6.1 There are no financial implications directly arising from this report.

### **7. Legal Implications**

- 7.1 There are no legal implications directly arising from this report.

### **8. Staffing Implications**

- 8.1 There are no staffing implications directly arising from this report.

### **9. External Consultees**

- 9.1 No external consultations have been undertaken.

### **10. Recommendations**

- 10.1 The Board are asked to note the latest intelligence around the economic impacts of COVID-19 and EU Exit and consider how this relates to their work and future work plans.

### **11. Background Documents**

- 11.1 None.

### **12. Appendices**

- 12.1 Appendix 1: Leeds City Region COVID-19 Insights Report – 16<sup>th</sup> April 2021

This page is intentionally left blank

# **COVID-19**

## **13 Fortnightly Insights Report**

Research & Intelligence  
16<sup>th</sup> April 2021

# Executive Summary – social and economic

---

- **Activity appears to be increasing in many town and city centres** in West Yorkshire. Although the latest data available does not yet reliably capture the impact of the reopening of non-essential retail and outdoor hospitality on April 12<sup>th</sup>, it does suggest increased movement in some areas following the reintroduction of household mixing on March 29<sup>th</sup>, and also coincides with the school holidays in some parts of West Yorkshire.
- If the trend continues, it will be welcomed by consumer-facing businesses. The latest national GDP data shows **the economy grew by 0.4% in February**, avoiding contraction during a full month of lockdown, but **output in consumer-facing industries remains 19% lower than in February 2020**. Output is down 7.8% across the economy as a whole.
- ~~Survey~~ Survey data from the Office for National Statistics suggests a largely static picture in the economy in late March, with **little change in businesses trading, furlough use or the return to usual work places** as businesses awaited the easing of restrictions. Businesses' cash position was apparently similarly stable.
- The number of **vacancies posted online fell in early April**, across West Yorkshire and in most industries except hospitality and tourism. Easter may have been a factor in subduing activity, whilst many businesses may have fulfilled their recruitment needs following recent increases in activity.
- Both anecdotal evidence and ONS survey data suggest **EU exit issues continue to pose challenges for many importers and exporters**, with little sign of easing in the past fortnight. Whilst some border disruptions may have lessened, paperwork and certification appear to be more stubborn issues.

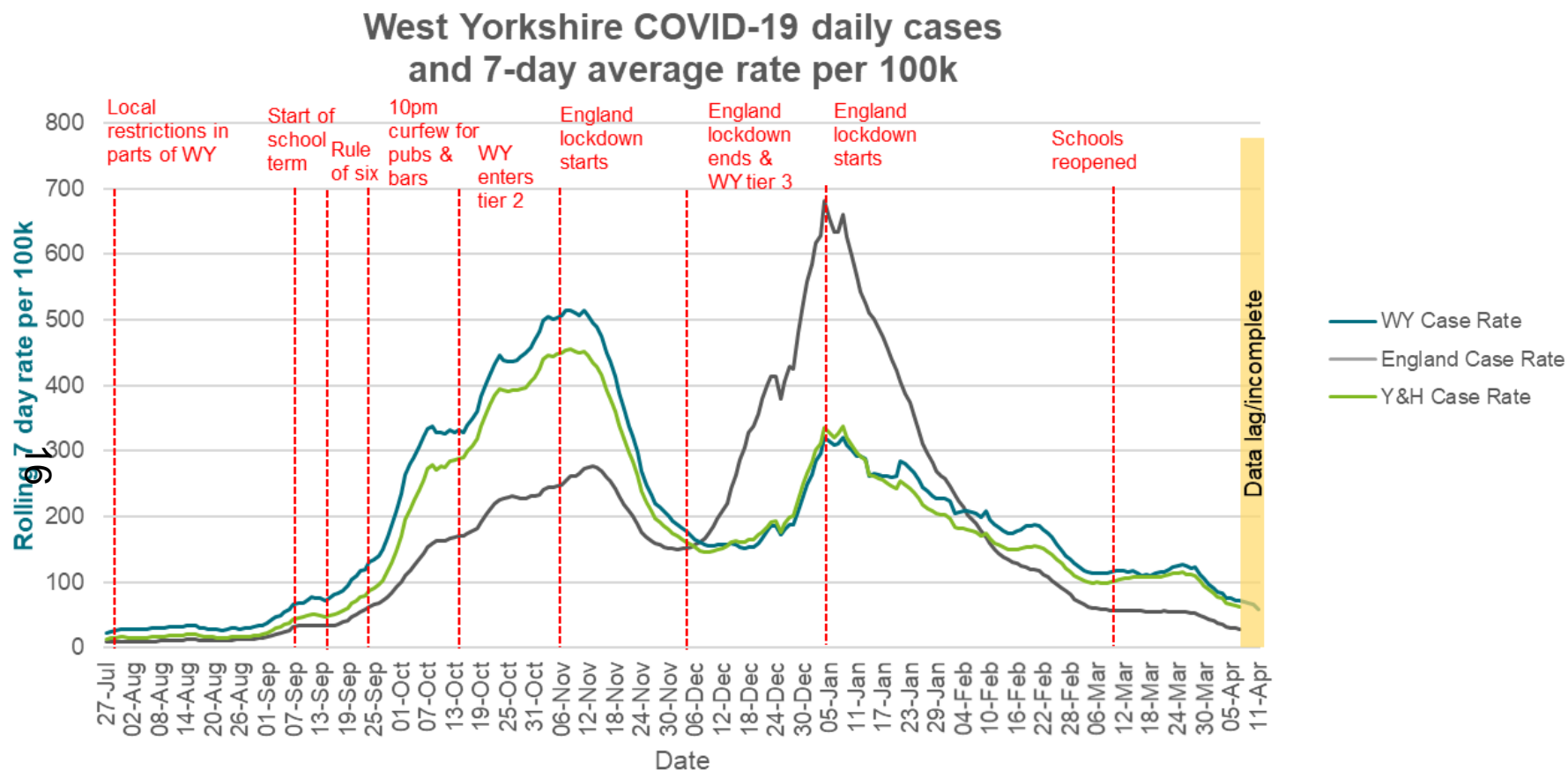


# Executive Summary – transport

---

- National travel trend data shows that **travel across all modes fell to some degree over the Easter break**. Excluding the impact of the Easter Holidays, levels of transport use have steadily been climbing since the start of lockdown in England, with use of motor vehicles increasing at a faster rate than public transport modes.
- **Local data on bus and rail use echoes the national trend**, with a decline in use over the Easter holidays following a period of increasing activity after schools reopened. In general bus use is recovering faster than rail.
- Before Easter, local bus use by all cohorts (under 19, under 26, adults, seniors, and disabled & companion) recorded a steady increase since lockdown started in early January.
- Levels of cycling and walking/running, based on data from the fitness app Strava, indicate that **considerably more trips and more people have been cycling, walking & running so far** in 2021 compared to the same periods in 2020 and 2019.
- In terms of footfall trends, for data up to the 11<sup>th</sup> April (before non-essential retail reopened), **some areas of Leeds City Centre, e.g. Dortmund Square, had already seen an increase in footfall**.

# Virus prevalence – West Yorkshire trend











As of the 7<sup>th</sup> April 2021, the 7-day moving average **West Yorkshire COVID-19 rate was 71.8 cases per 100k, a 24.8% decrease compared to the previous week** (from 96.6 per 100k) and the lowest rates have been since 10<sup>th</sup> Sept 2020. In the same period, the rate in Yorkshire and the Humber fell by 36% to 62.4 per 100k, and rates overall in England fell by 36% to 28.1 per 100k.

Source: Secure COVID-19 PHE data portal. Note there is a lag in the very latest data PHE COVID-19 data to account for all test results to be processed and recorded.

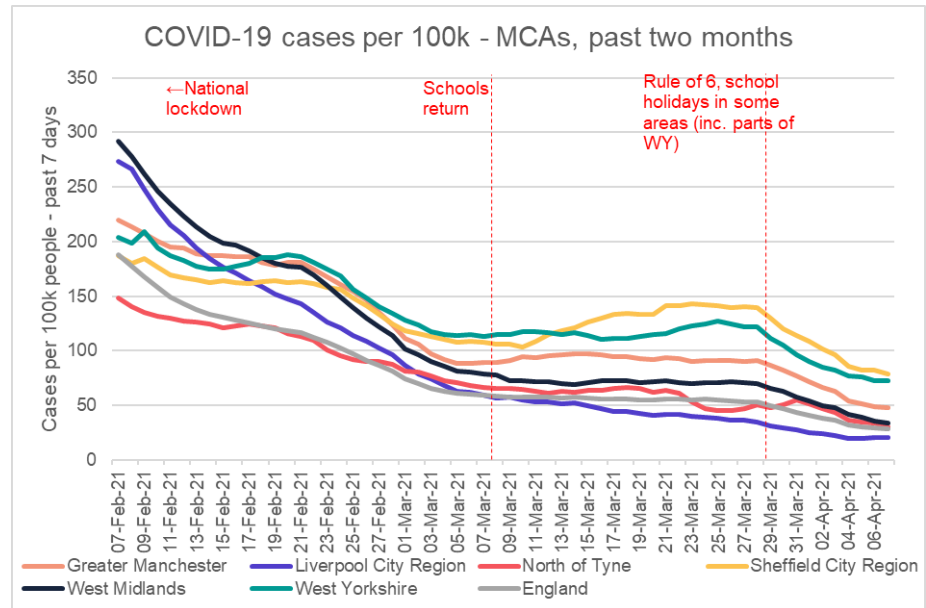
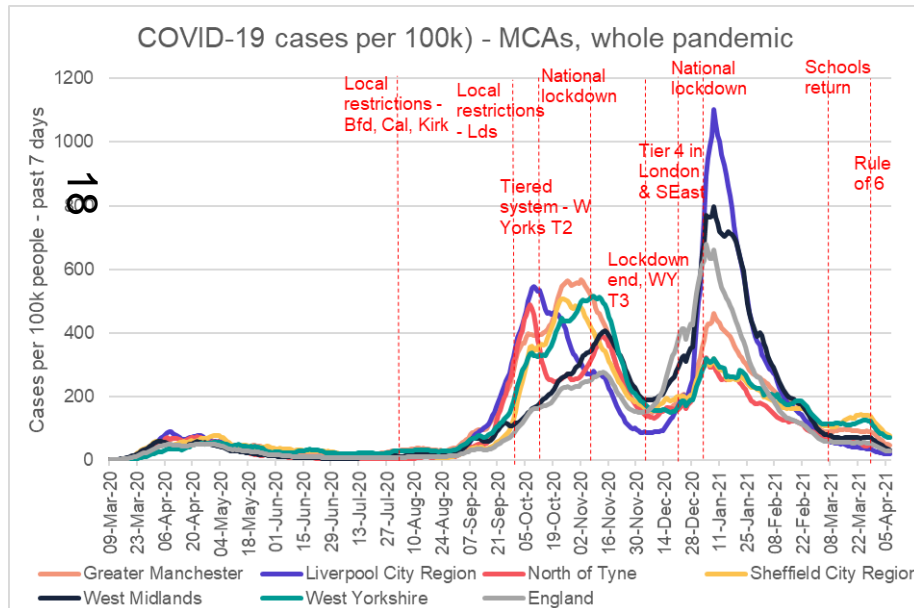
# Virus prevalence – West Yorkshire

Table shows the most recent COVID-19 case data from Public Health England's (PHE) secure data portal. Note due to reporting delays for comparison between Local Authorities the most recent 4 days are excluded from the calculations of rates and moving averages.

	Area	Total cases per 100k people (1 – 7 April)	Total cases per 100k people (25 – 31 March)	Absolute Difference	% Weekly Change
	Most recent data week	Previous week			
17	Bradford	79.3	103.4	-24.1 	-23%
	Calderdale	36.9	60.5	-23.6 	-39%
	Kirklees	72.1	81.2	-9.1 	-11%
	Leeds	70.4	99	-28.6 	-29%
	Wakefield	84.1	121.7	-37.6 	-31%
	West Yorkshire	71.8	96.6	-24.8 	-26%
	Yorkshire & the Humber	62.4	88.9	-26.5 	-30%
	England	28.1	43.7	-15.6 	-36%

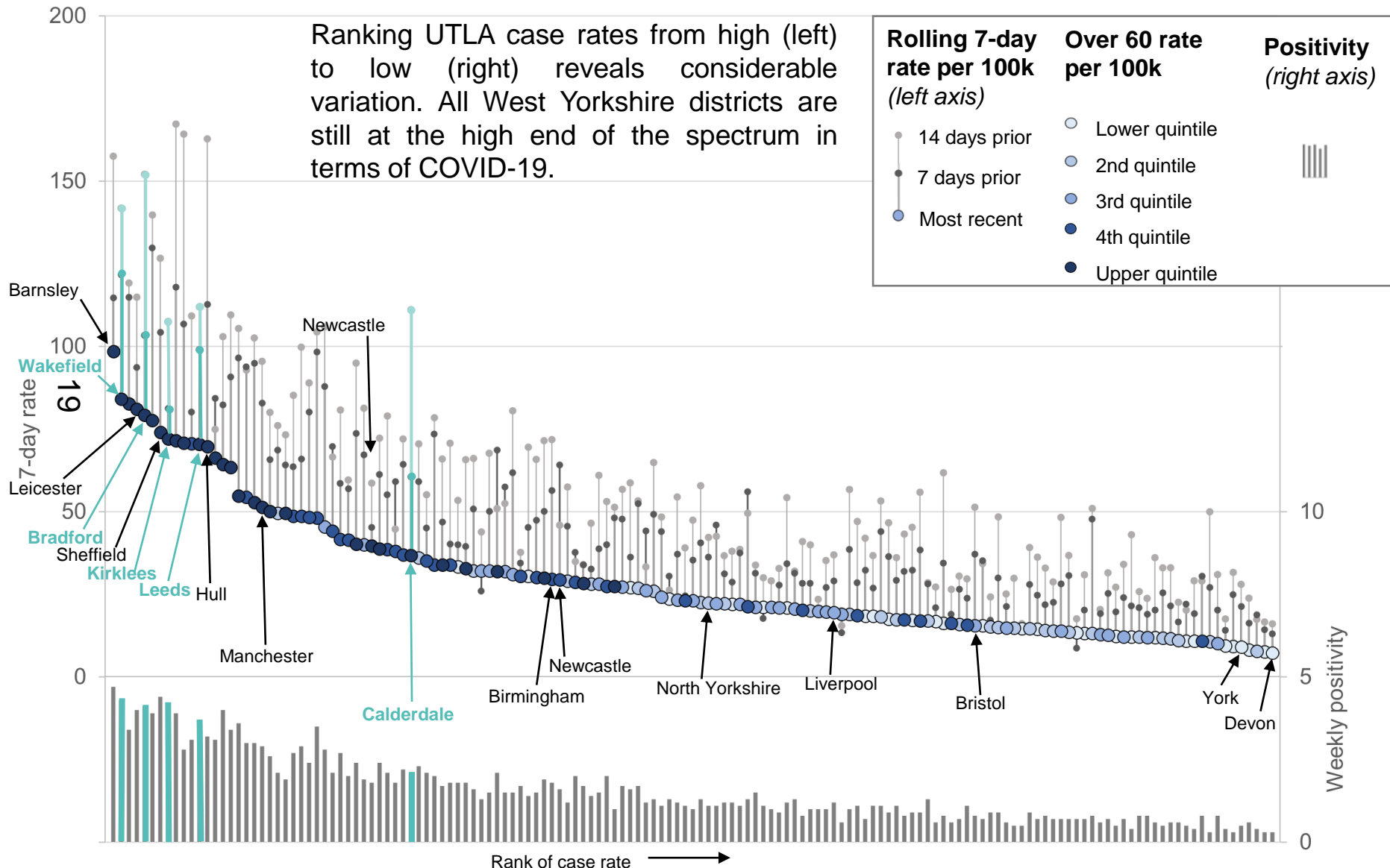
# Rates falling across MCAs, but remain higher in Yorkshire

Rates have fallen in all MCAs since late March.. Whilst West Yorkshire saw a sharp (31.5%) drop in cases in the week to April 7<sup>th</sup> compared to the previous week, this was the second lowest fall among MCAs. Only Liverpool City Region (-29.5%) saw a lower fall, with the steepest declines in West Midlands (44%) and Greater Manchester (41.5%). The case rates in South Yorkshire (78 per 100k) and West Yorkshire (72 per 100k) are 50% higher than in the next highest MCA – Greater Manchester at 47 per 100k).



# COVID-19 Rates for Upper Tier Local Authorities (UTLA's)

7-day average COVID-19 rate per 100k population, change compared to the previous week, over 60 rate & positivity



Blue points show latest COVID-19 case rate per 100k across UTLAs as of the 7th April (left Y-axis). Vertical bars connected to these points denote rate last week (dark grey) and the week before (light grey). Point colour denotes the COVID-19 rate per 100k in the over 60s. Grey bars at the bottom denote positivity (%) up to the 7th April (right Y-axis).

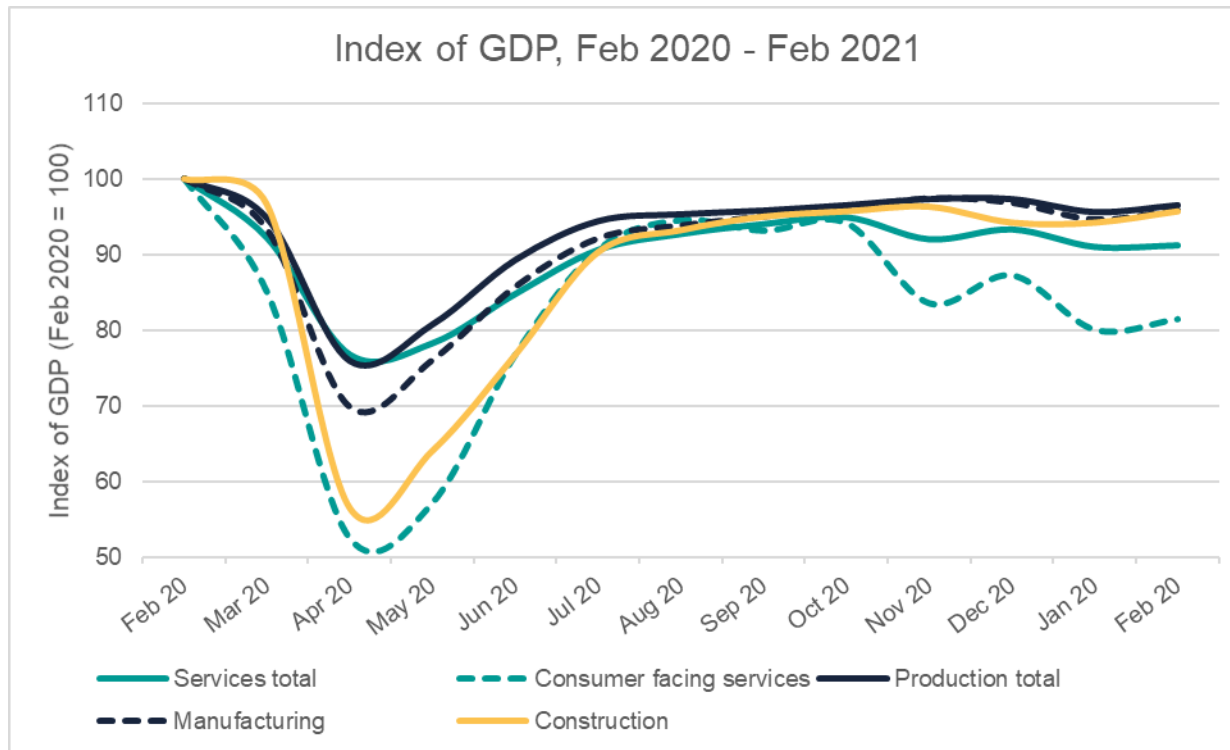
# Economic Insights



# UK economy grows in February despite ongoing lockdown

UK GDP increased by 0.4% in February, returning to growth following a 2.2% fall in January despite the country being in lockdown throughout the month. Construction (+1.6%) and manufacturing (+1.3%) saw output increase at a faster pace. The picture was more static in the service sector (+0.2%), but still recorded slight growth thanks to a small increase in output in wholesale and retail activities. Despite this, output in consumer-facing industries remains almost 19% lower than in February 2020. Construction and production output has recovered more strongly and is now almost 5% below pre-pandemic levels. Across the economy as a whole, February's GDP is 7.8% below the levels seen in February 2020, and 3.1% below the recent recovery peak in October 2020.

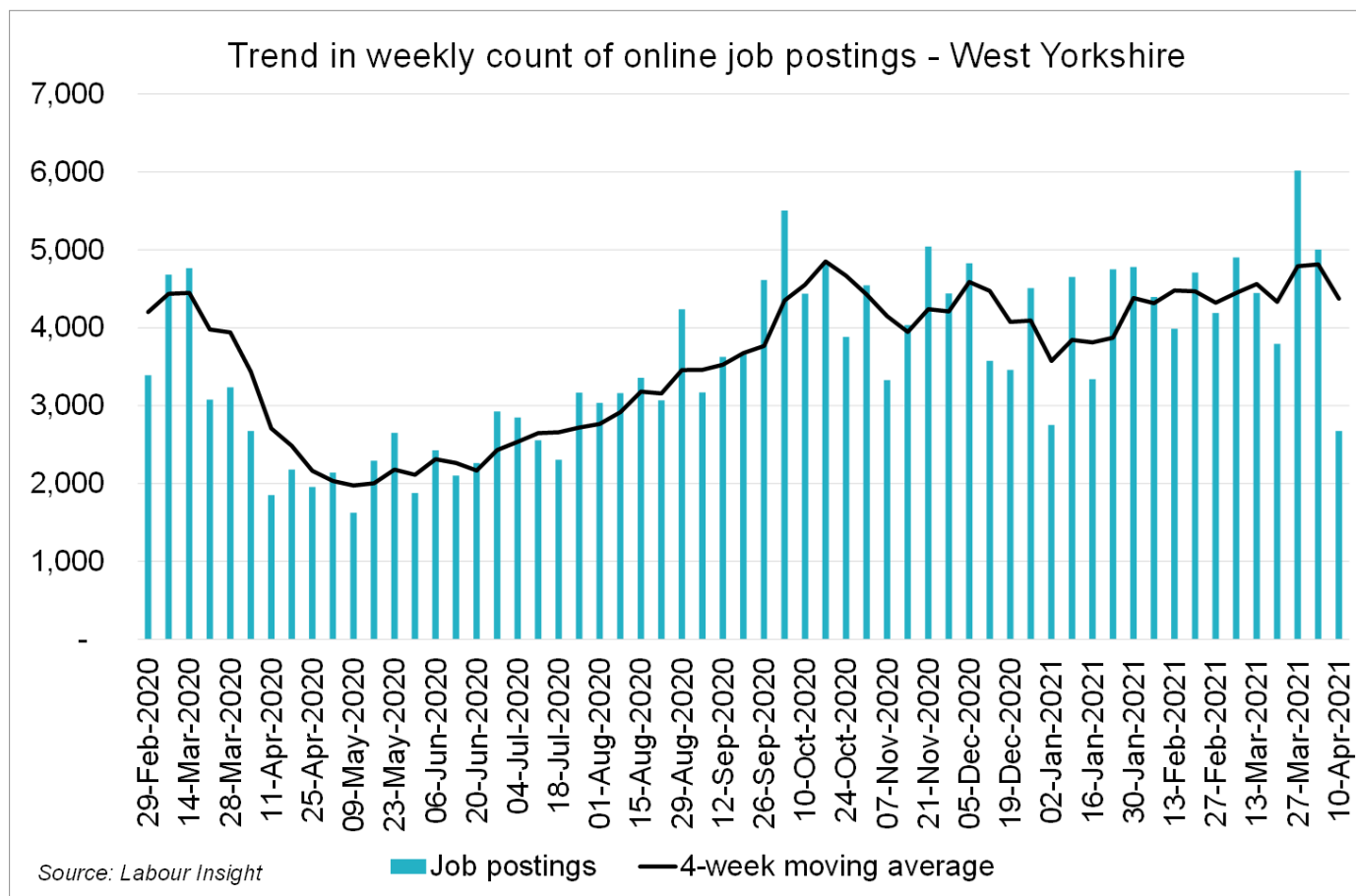
21



# Sharp decline in vacancy count in latest week

The number of vacancies for jobs in West Yorkshire posted online during week ending 10 April fell by 9% compared with the previous week, based on a 4-week moving average. The Easter holidays are likely to have played a part and employers may have already fulfilled their current recruitment needs in recent weeks. Nationally, the number of vacancies fell by 8% (based on the moving average). The weekly vacancy count for West Yorkshire is currently 2% below its pre-crisis level (i.e. compared with week ending March 14 2020).

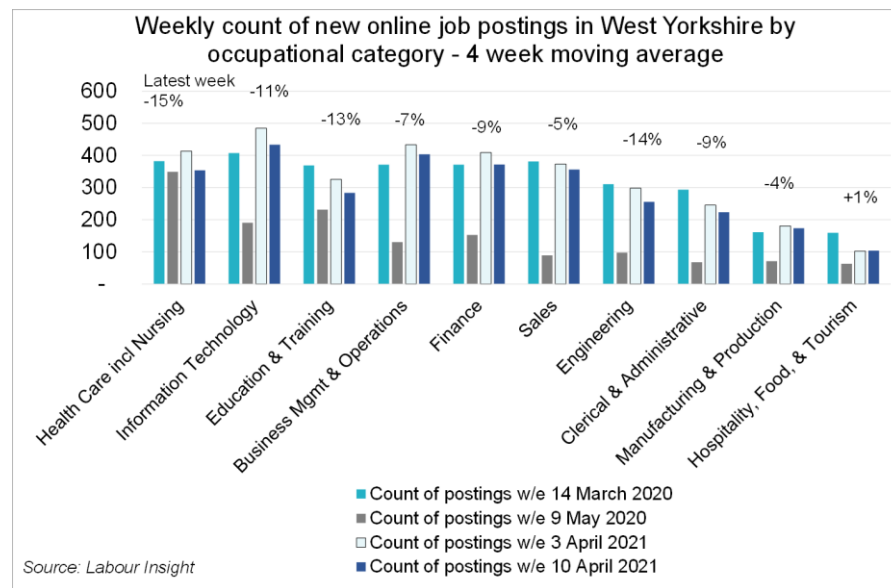
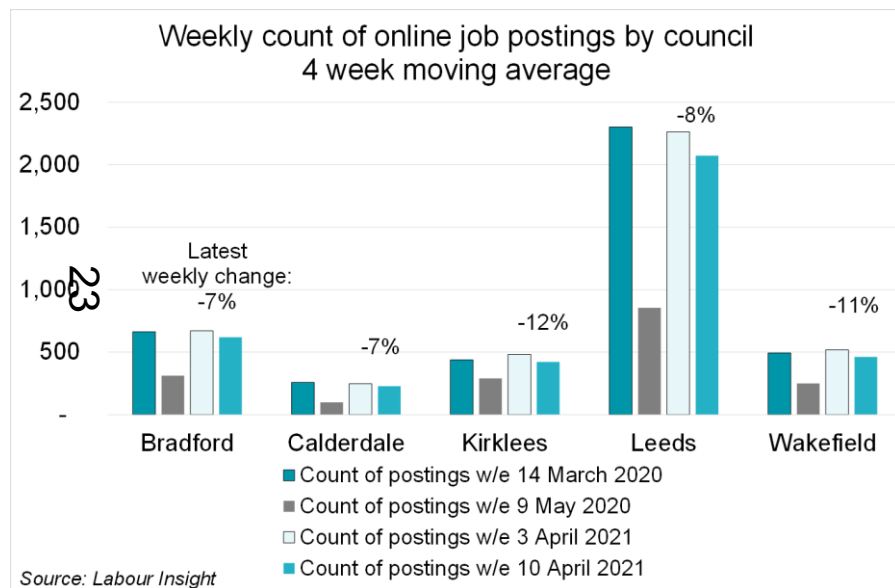
22





# Vacancies decline across local authorities and industries, except hospitality and tourism

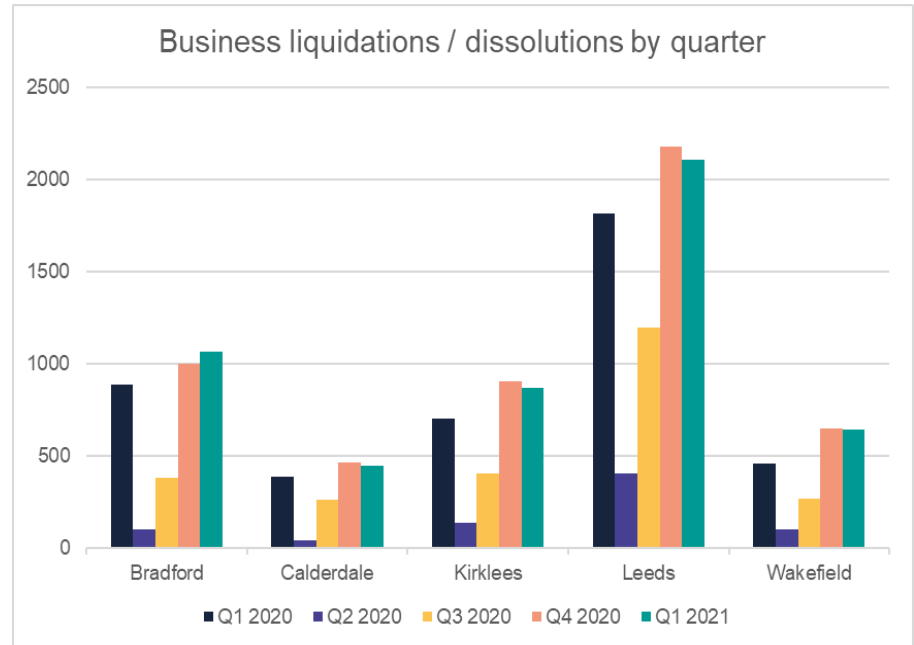
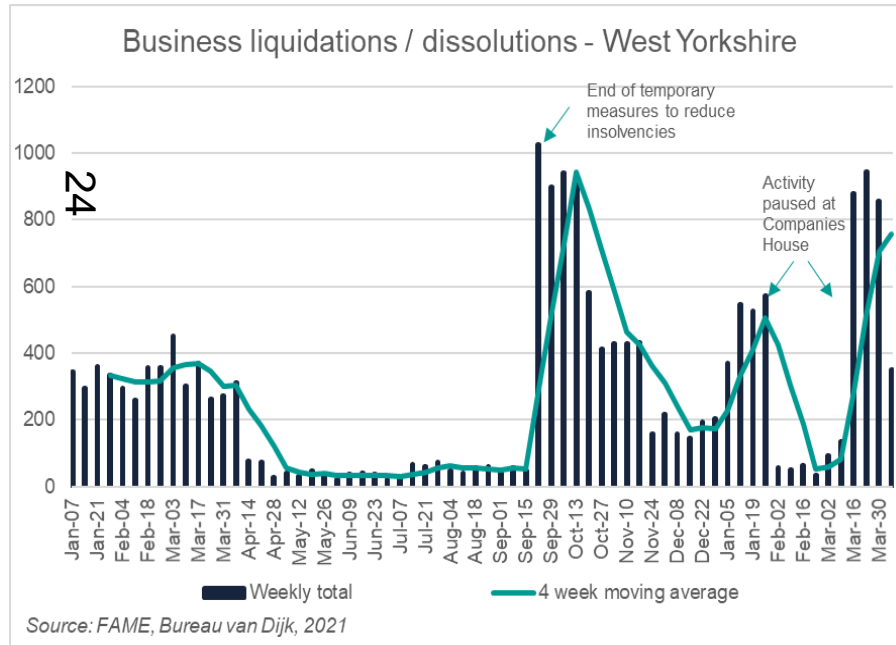
Reflecting the overall West Yorkshire picture, all local authority areas saw decreases in vacancy postings in the latest week. The biggest percentage declines were in Kirklees and Wakefield.



All occupational categories except Hospitality, food and tourism saw a reduction in postings for the latest week, based on a 4-week moving average, with the largest percentage decreases for Health, Engineering, Education and Training and Information Technology. But as noted above this is likely to reflect the impact of the Easter holiday on recruitment activity.

# Business liquidations unchanged from Q4, but higher than pre-pandemic levels

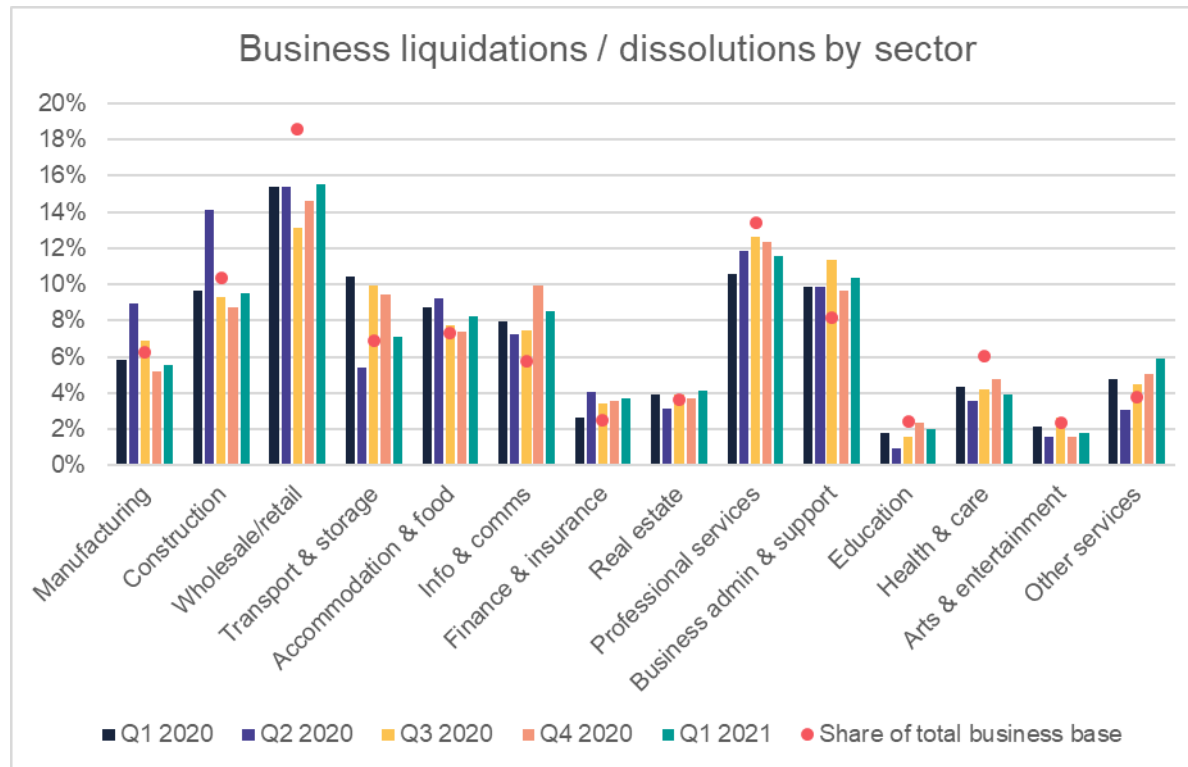
350 businesses were liquidated in West Yorkshire in the week to April 6<sup>th</sup>, down from 850 the previous week. This may reflect the clearing of a backlog of activity at Companies House, or may reflect lower activity around Easter. Both West Yorkshire and the UK as a whole saw a 59% fall in activity week on week. Whilst patterns of business liquidations over the past year are disrupted by intermittent cessations of activity at Companies House, the 5,140 businesses liquidated in West Yorkshire in Q1 2021 is similar to the 5,200 events in Q4 2020. It is however 20% higher than in Q1 2020.



\*Source: FAME 2021. Analysis based on company registration address, location of activity may differ in some cases

# Business administration and personal services show higher levels of liquidations

Analysis of business liquidations / dissolutions by sector in West Yorkshire shows the sectoral profile of business failures reflects the make up of the economy quite closely in Q1 2021. However, there has been an overrepresentation of business failures in business administration & support, information & communications, and other services (which includes hairdressers and other personal services). There have been comparatively few liquidations in wholesale & retail, professional services and health and care, relative to their overall share of business stock though wholesale and retail had the highest number in absolute terms.



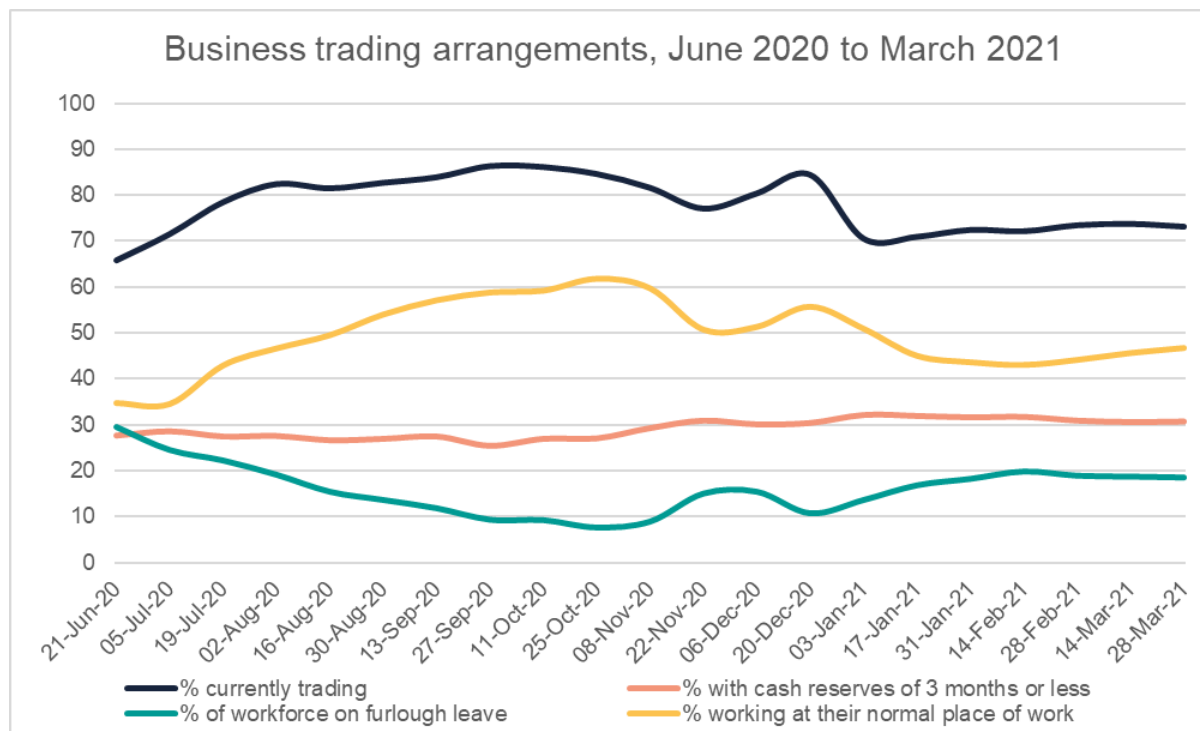
\*Source: FAME 2021. Analysis based on company registration address, location of activity may differ in some cases

# Little change in business conditions as easing of restrictions approached

There has been relatively little change in headline measures of business conditions in the latest ONS Business Insights and Conditions Survey (BICS) to March 28<sup>th</sup>. Compared to a fortnight earlier, there was very little change in the proportion of businesses currently trading (73%), or the proportion of businesses with less than three months cash in reserve (30.7%). The proportion of workers currently furloughed was also largely unchanged at 18.6%, though there was a slight increase in people in their usual work place. This was at 46.8% in the fortnight to 28<sup>th</sup> March, up from 45.7% a fortnight earlier and 43% in mid-February.

Taken together, this suggests the economy was largely static as many businesses awaited the further easing of restrictions in March and April.

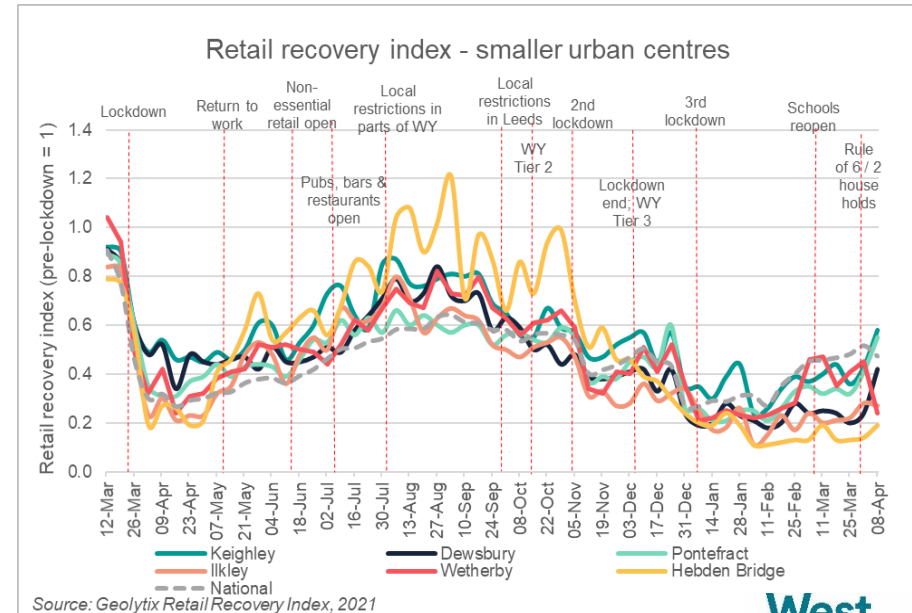
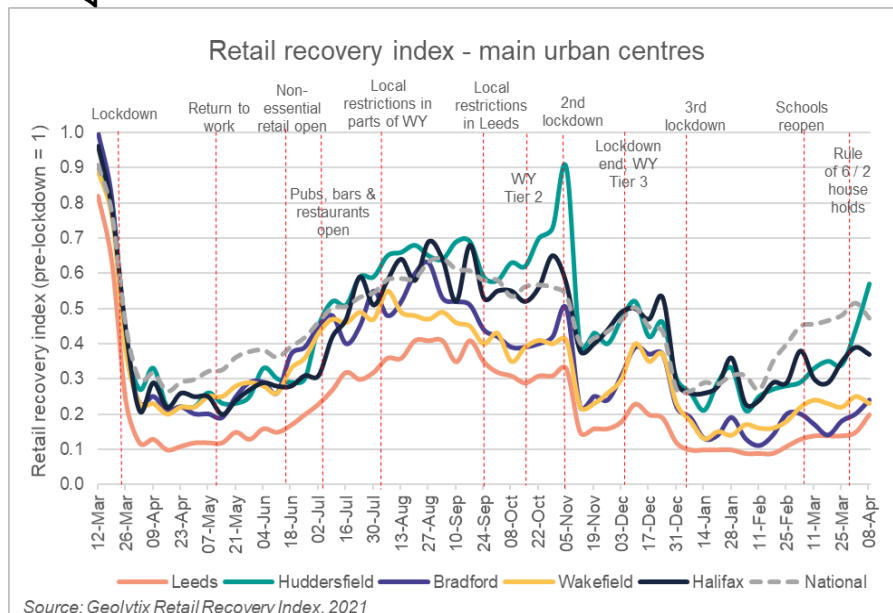
26



# Activity increasing in some urban centres as more social mixing returns

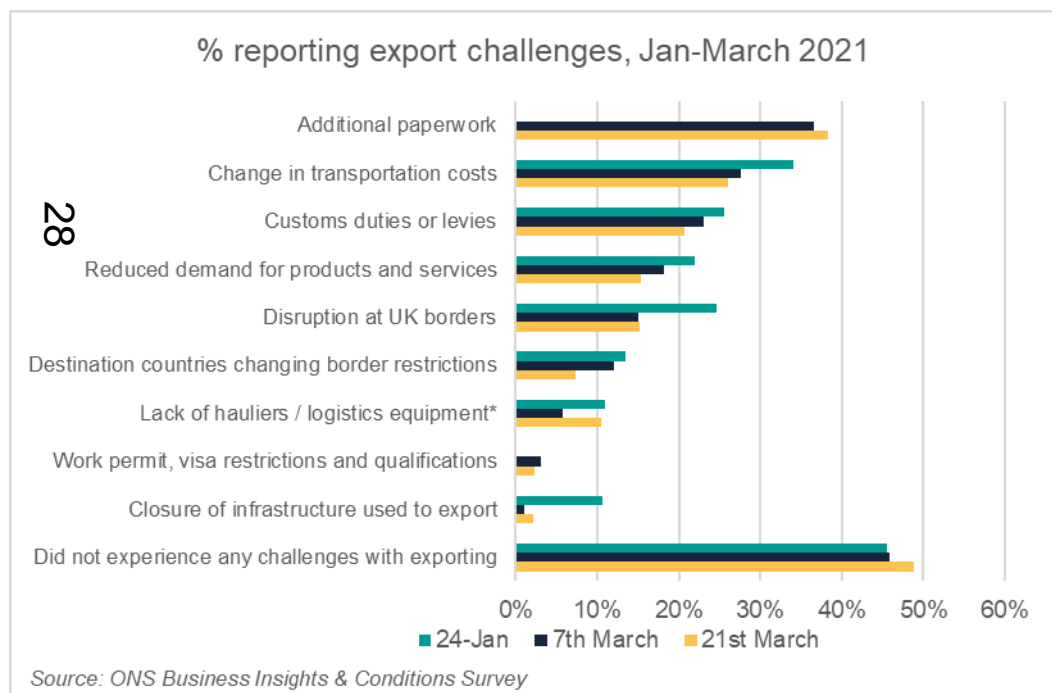
Some urban centres in West Yorkshire saw substantial increases in activity in the week to April 8<sup>th</sup>, according to Geolytix's Retail Recovery Index. However, some areas saw fewer movements, suggesting a mixed pattern after the rule of six returned but prior to outdoor hospitality and non-essential retail reopening. Leeds, Bradford and Huddersfield saw increases, with Huddersfield seeing the most substantial change, to 57% of its pre-pandemic baseline compared to 44% a week earlier. Despite these increases, activity remains between 35 and 50% lower than it was at the end of October, prior to the introduction of November's lockdown.

Smaller centres also show a mixed pattern, though Dewsbury, Keighley and Pontefract all saw sharp increases, with the former two seeing activity levels similar to late October.



# Growth Service business feedback – issues related to EU Exit persist

Feedback from businesses on EU Exit impacts was limited over Easter, but continues to highlight supply issues with companies facing challenges maintaining stock levels when sourcing from the EU. Combined with the ongoing importing & exporting issues some companies are seeing delays of up to 4 weeks for products to be delivered, either due to customs delays or being unhappy or unsure of the paperwork needed to export.



While other companies are currently reviewing internal practices or trying to invest in new machinery to help improve their business ahead of the planned reopening of the economy, at this stage in the pandemic many businesses have managed to mitigate the worst of the COVID-19 impacts, successfully applying safe working conditions. However, some of the restrictions are not so easily overcome for many businesses - in some context working from home has reduced the ability to train new staff and the limitation on overseas travel has impacted business that rely on overseas travel.

# Transport Insights

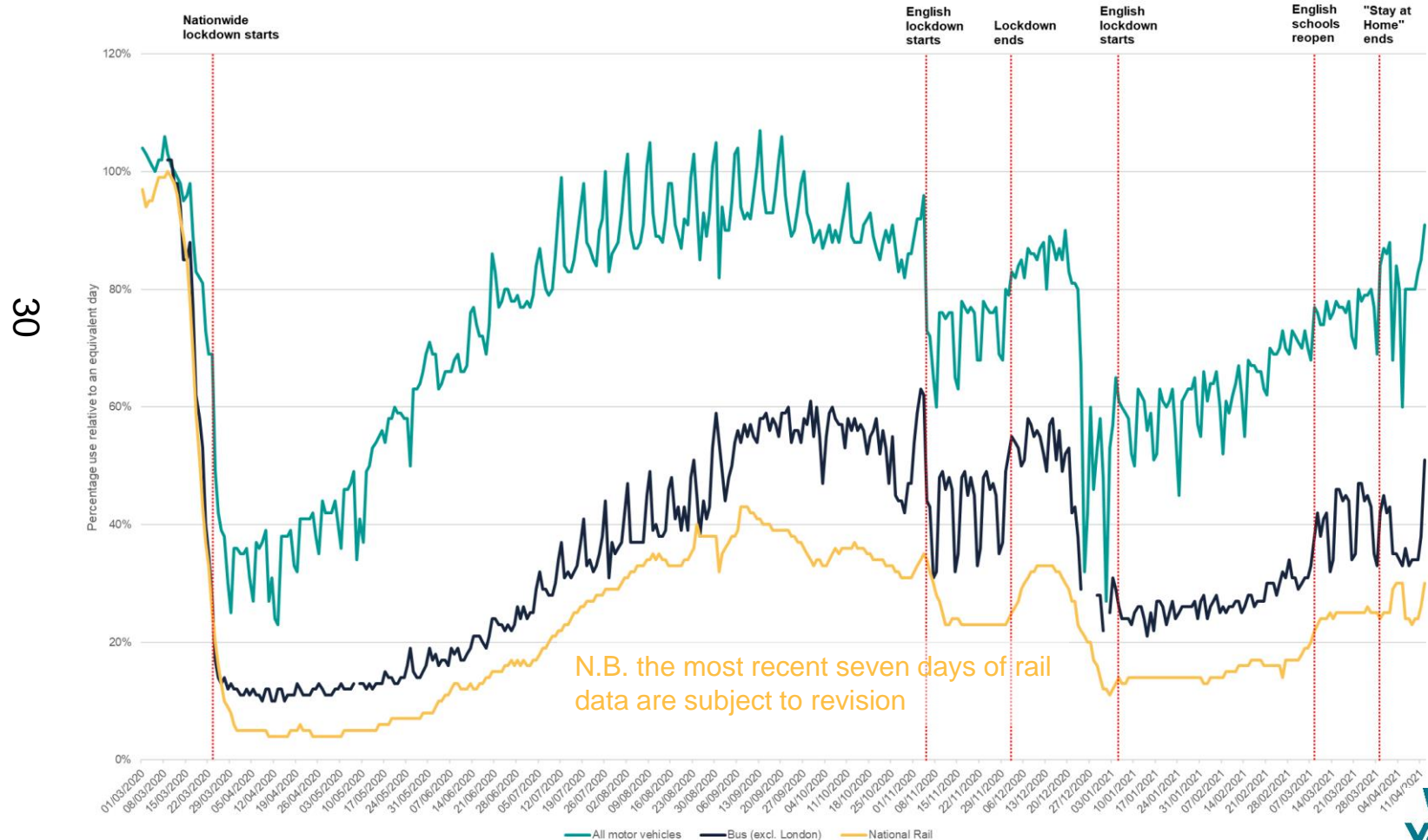




# National travel use shows a mixed picture over the Easter period

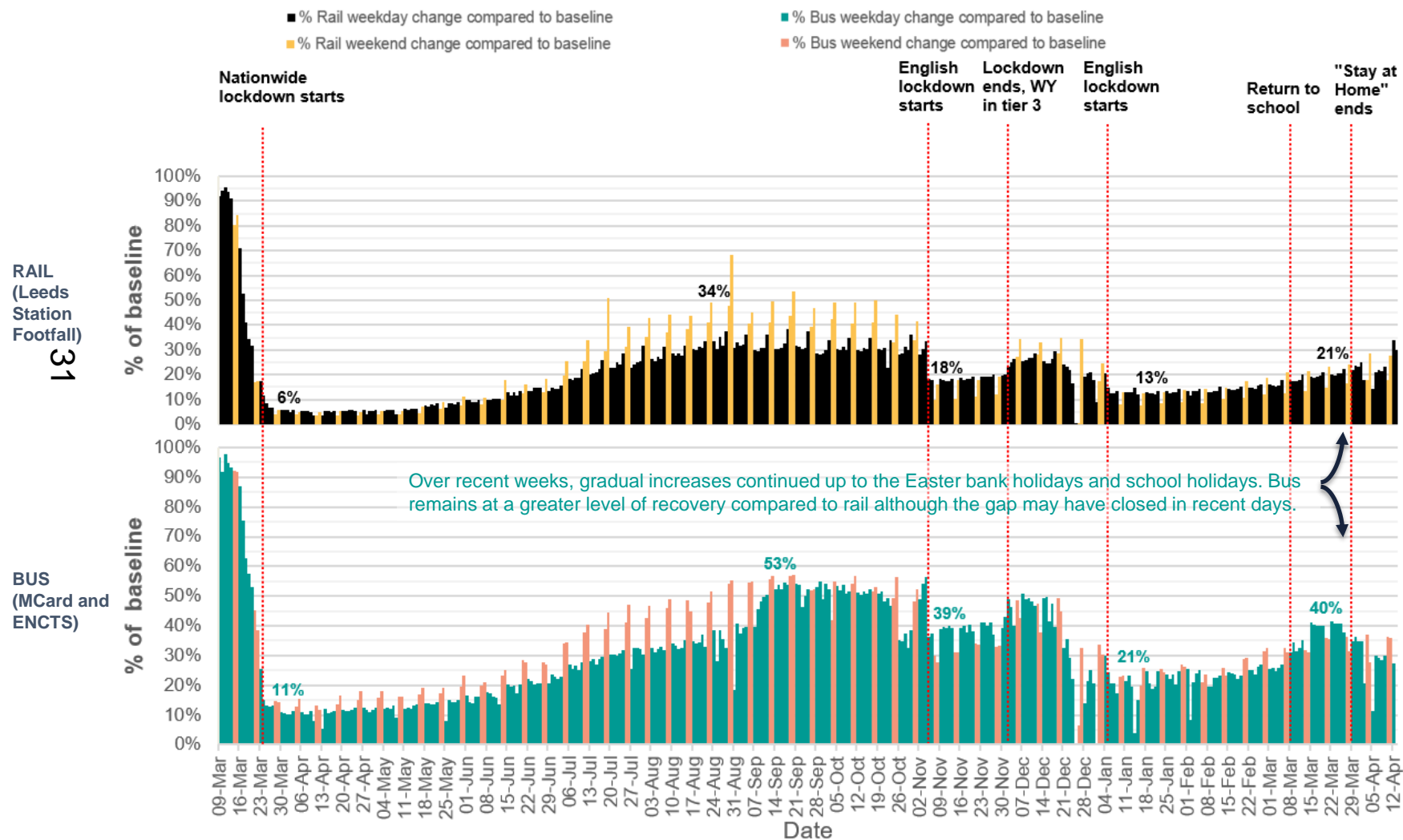
Data for Great Britain shows that travel usage fluctuated over the Easter period, with a decrease in public transport use. More data is needed to determine if the marked increase in the most recent days is a long term trend. Similar trends occur locally.

DfT transport use during the coronavirus (COVID-19) pandemic





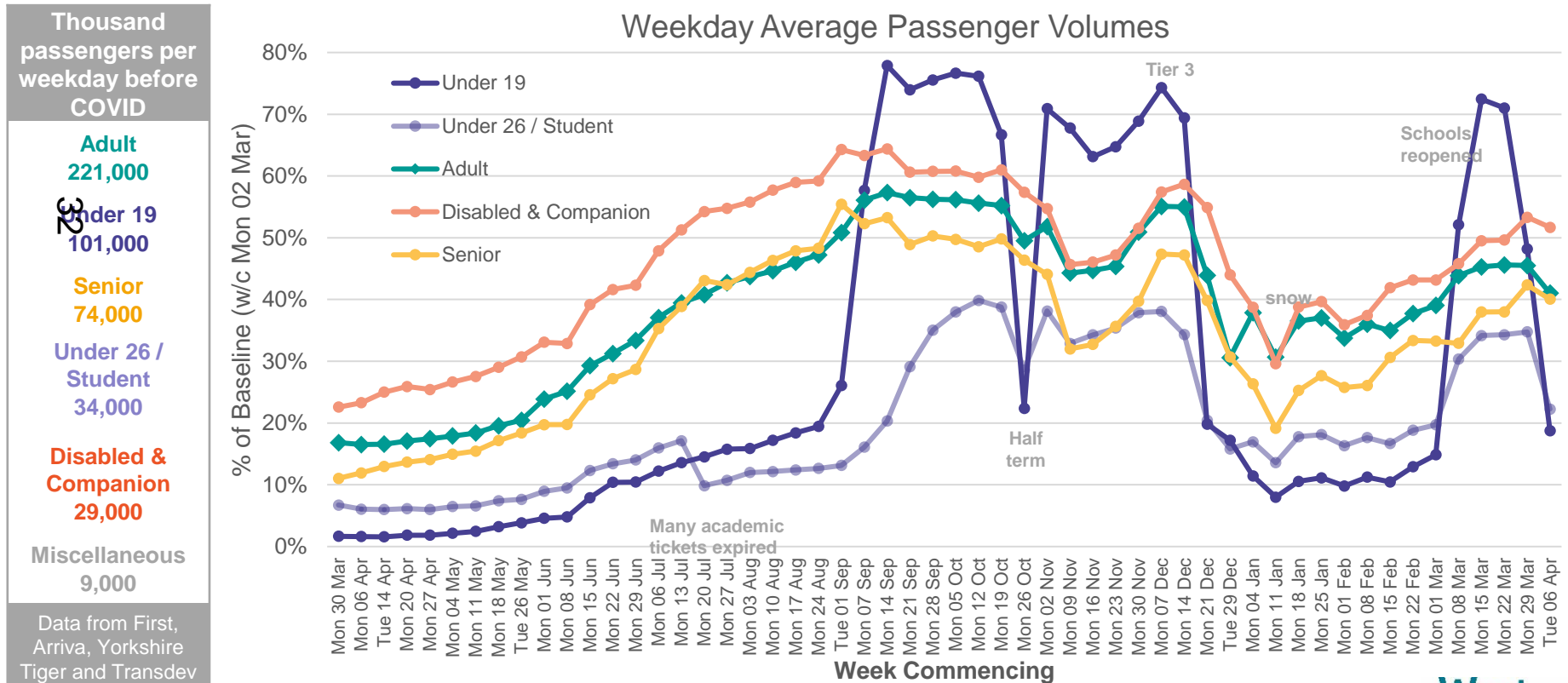
# Local bus and rail show variations over the Easter period



Baseline period is Monday 2nd - Friday 6th March 2020 (weekdays) and 29th Feb - 1st March and 6th-7th March (weekends)

# Bus use for all cohorts has been steadily increasing since lockdown

Bus use by all cohorts has steadily been increasing. In the week commencing 29<sup>th</sup> March some schools were closed for Easter and some remained open while outdoor social restrictions were relaxed and use by senior and disabled cohorts continued to grow. Provisional data for Easter week shows a reduction across all cohorts as expected. This is similar to October half-term but with lower totals, perhaps as non-essential retail and hospitality was open during October half term.

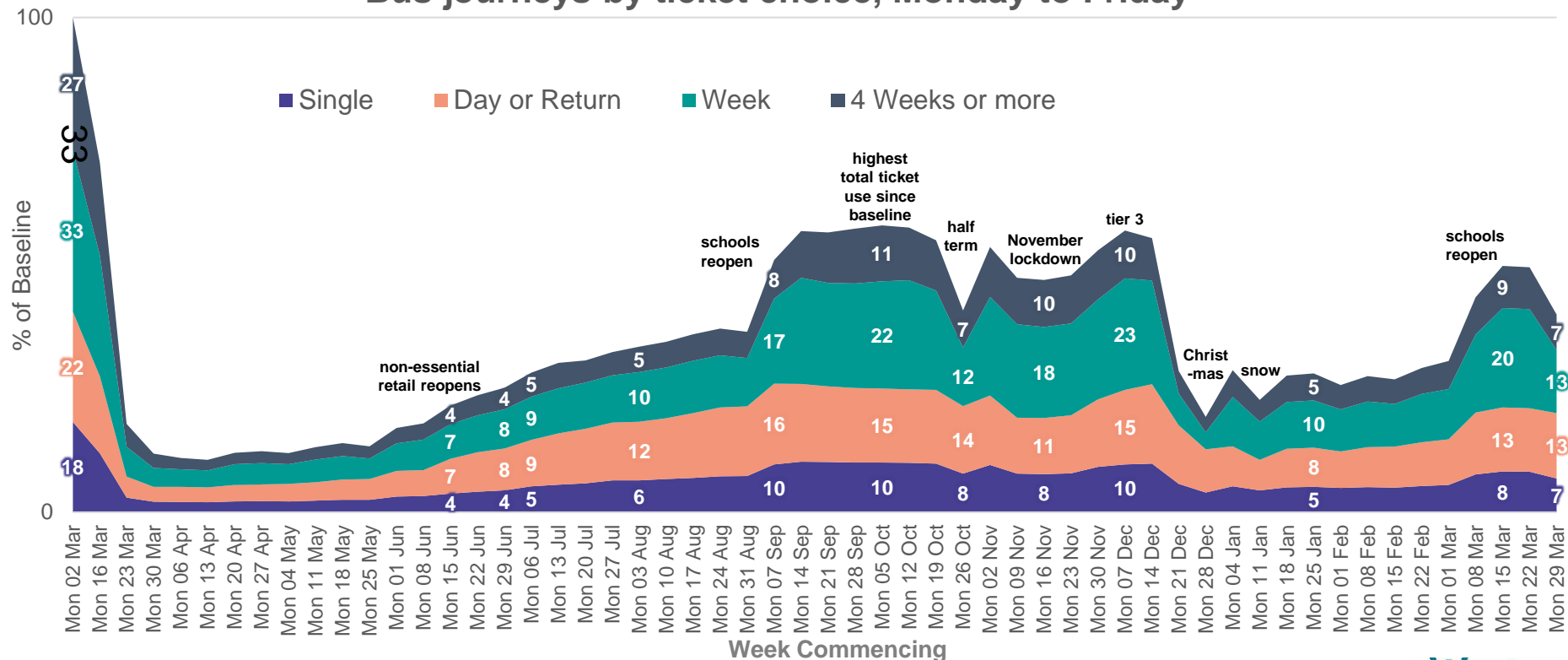


Baseline period is w/c Mon 02 Mar. Source: Bus operators electronic ticket machine data, passenger boarding locations in West Yorkshire. First, Arriva, Yorkshire Tiger and Transdev account for over 90% of bus services in West Yorkshire. Graph shows First and Transdev data. Data is for weekdays excluding bank holidays, with ticket types assigned to broad cohorts.

# Weekly tickets have seen the largest increase in use which mirrors September

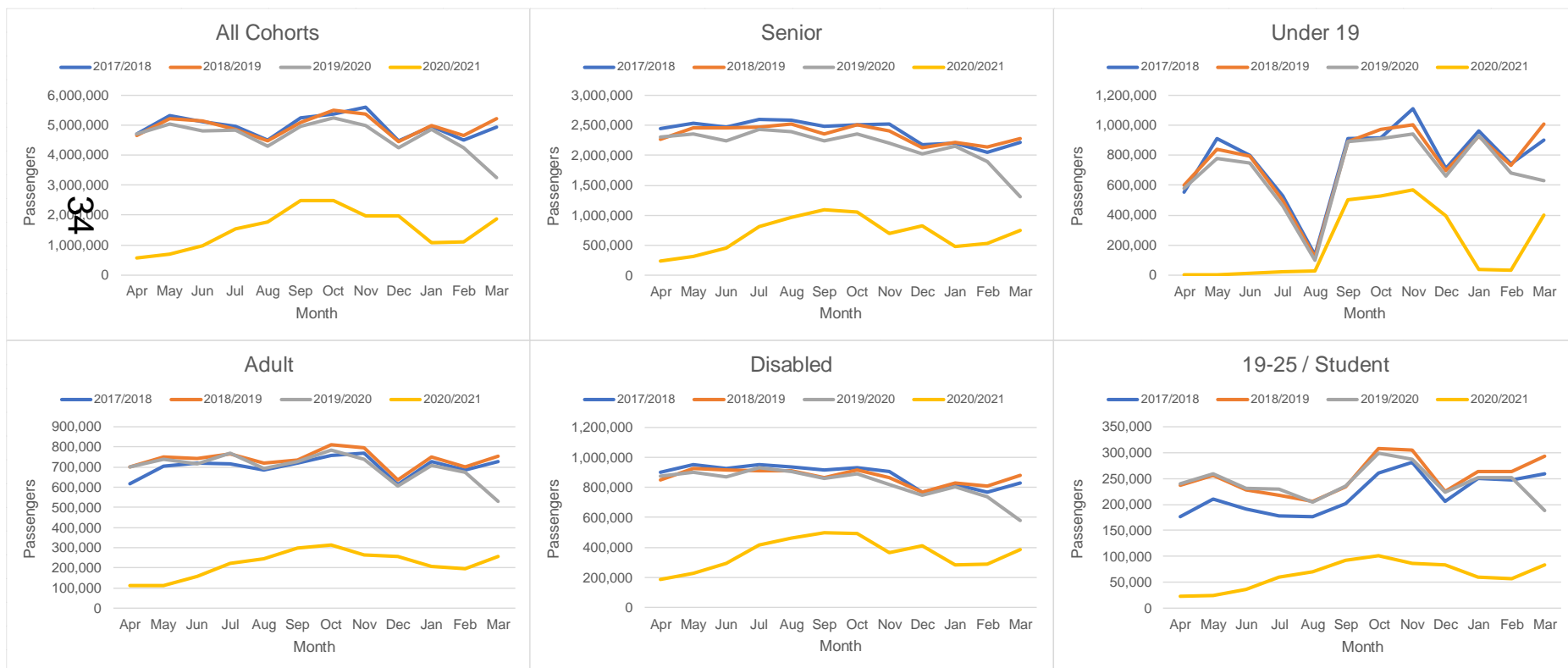
The total level of fare paying passengers has increased across all levels of ticket commitment as was expected with the return to school in the latest week's data. Schools re-opened with less than a month of term left which might explain why shorter ticket commitments were favoured compared with November. Some schools were closed for Easter holidays and some remained open in the week commencing 29th March.

Bus journeys by ticket choice, Monday to Friday



# COVID restrictions have had more impact on bus patronage than seasonal variation

These charts reveal seasonal variation in bus patronage recorded from smartcard use in Nero. Use by seniors increased in February 2021 whereas it decreased in previous years, and in March it increased by over 65% whereas in the previous two normal years it increased by around 10%. Under 19s has a clear seasonal pattern, with reduced use in school holidays. The effect of combined school closures and other COVID restrictions was greater than the effect of school holidays.



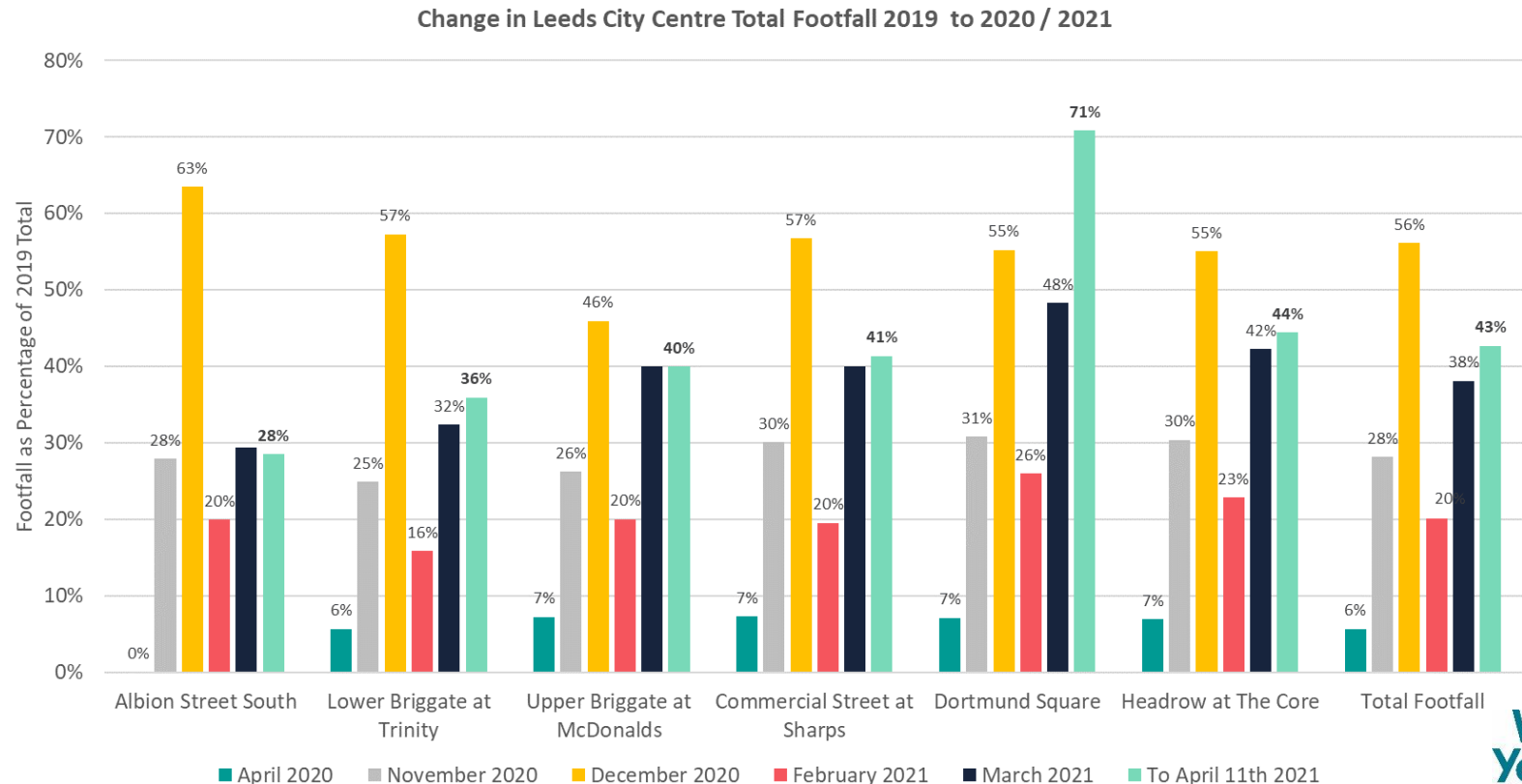
Source: WYCA Nero reports. Some variation between years occurs as months do not have an equal balance of weekdays, Saturdays and Sundays each year, and because school and statutory holiday dates can vary.

# Leeds City Footfall increases as travel restrictions ease

There has been a slight increase in Leeds City Centre footfall, with total footfall in the first two weeks of April rising to 43% of the total recorded on the equivalent dates in 2019, up from 38% of the 2019 total in March. This is in response to the stay at home rule lifting on 29<sup>th</sup> March and social contact limits rising to allow meeting five other people.

The largest increase in footfall is seen at Dortmund Square, an area with outdoor seating, suggesting that it has been used as a congregating area as people begin to mix more.

35



This page is intentionally left blank

---

**Report to:** Leeds City Region Enterprise Partnership Board (LEP Board)

**Date:** 28 April 2021

**Subject:** **COVID-19**

---

**Director:** Brian Archer, Director of Economic Services

**Author(s):** Ian Smyth, Head of Economic Policy

---

## **1. Purpose of this report**

- 1.1 To provide the LEP Board with an update on developments around the COVID-19 crisis, including the delivery of products and services in response.

## **2. Information**

- 2.1 Since the last LEP Board meeting in February 2021, the local authority areas of West Yorkshire have moved into the second step of the UK Government's roadmap out of lockdown, with restrictions due to be in place until at least 21 June. Regulations published by the Government in March provide for the possibility that some areas of England could find themselves in different steps, depending on the circumstances regarding virus prevalence.
- 2.2 Against this uncertain backdrop, the LEP, and the five local authorities of West Yorkshire, continue to support residents and businesses in West Yorkshire, and the following sections outline some of the support available and the progress made, before turning to issues of economic recovery and some further issues for the roadmap out of lockdown.

### Business Support and Engagement

- 2.3 Government support to individuals and businesses has been made available through each stage of the pandemic, and this section outlines the progress made on delivering that support since the last LEP Board meeting. The support available brings together both nationally and locally funded projects, ensuring comprehensive support for businesses.
- 2.4 At a Leeds City Region level, delivery continues on a number of schemes, with the table below detailing the progress.

<b>Project</b>	<b>Funding</b>	<b>No. of Businesses Supported</b>	<b>Delivery Partners</b>
Local Authority Grants (Nov 20 onwards – end linked to ongoing restrictions)	£200m actual	70,000 payments	Local Authorities
Additional Restrictions Grant	£20m actual	6,000 payments	Local Authorities
COVID-19 Recovery Grants (ERDF & LGF)	£1m actual £2.8m committed	1114 actual	Umi Commercial
Digital Resilience Vouchers (up to £5,000)	£1.06m	400 actual Project complete	Leeds City Council
Peer Learning Project	£90,000	60 actual	University of Leeds Business School
Small Business Membership Scheme – allowing access to legal, HR, financial and wellbeing support	£300,000	1350 actual	W&NY Chamber, Mid-Yorkshire Chamber, FSB
Cyber Security Support Scheme	£100,000	160 actual	North East Business Resilience Centre
Business Resilience Webinars	£15,000	180 actual	Biskit

2.5 Businesses across the City Region are also being impacted by the need to adjust to the new requirements brought about by the end of the transition period of the UK's exit from the European Union at the beginning of the year. The LEP and Combined Authority has put in place a wide range of support for businesses, all of which was in place to 31 March 2021, the progress of which is summarised in the table below. A number of the schemes will continue to deliver for the second quarter of 2021.

<b>Project</b>	<b>Number of Businesses Supported</b>	<b>Timeline</b>	<b>Delivery Partner(s)</b>
EU Transition support service (regional service across Yorkshire and Humber, commissioned by the CA/LEP)	278 (delivery began 11/01/21, extended to end of July 21)	31/07/21	Enterprise Growth Solutions (EGS), & other Y&H LEPs



Telemarketing outreach service (Leeds City Region, Y& NY)	324 referrals 1322 survey completions (delivery began 11/01/21)	31/03/21	Blueberry Ltd
EU Exit legal advice & support (Leeds City Region, Y&NY)	8 (delivery began 22/01/21, extended to end of April 21)	30/04/21	Squire Patton Boggs
Series of EU Transition webinars (Yorkshire and Humber)	119 (delivery began 18/01/21)	31/03/21	Greenborough Management Ltd
Series of webinars to help businesses internationalise their marketing activity (Yorkshire and Humber)	211 Additional 1:1 support – 22 (delivery began 23/02/21)	31/03/21	UMi Commercial
Trade related documentation support and advice through the EU Transition (Leeds & Bradford, plus Y&NY)	224 (delivery began 18/01/21)	31/03/21	Chamber International
Trade related documentation support and advice through the EU Transition (Wakefield, Calderdale & Kirklees)	129 (delivery began 22/01/21)	31/03/21	Mid Yorkshire Chamber of Commerce

### Employment and Skills Support

2.6 The Combined Authority and LEP continues to support individuals to better equip them in the labour market as part of our economic recovery activity, including through the £13.5m strategic employment and skills package agreed by the Combined Authority on 27 November 2020. Since the last LEP Board meeting the following progress has been made:

- **Employment Hub:** There has been ongoing discussion and planning with each individual local authority about how they could effectively utilise the extension of the Employment Hub provision which has caused some start delays (although the delivery of the repurposed offer continues). Funding Agreements are currently being finalised with each Local Authority.
- **ReBoot:** Along with the funding allocated by the Combined Authority to extend ReBoot, there is also regional bootcamp funding to support training offers to individuals. A procurement process will identify lead providers against key themes which will allow us flexibility to procure responsive provision. The procurement went live at the end of March.
- **Marketing** of the offer is being procured to create a high impact/focused campaign driving traffic/enquiries to the FutureGoals portal.

### Economic Recovery Plan Development and Implementation

- 2.7 As reported previously, the longer-term planning for economic recovery for West Yorkshire is being overseen by a West Yorkshire Economic Recovery Board<sup>1</sup>, which is a working group of the Combined Authority and brings together the five West Yorkshire Leaders and LEP Chair with partners from the private sector, trade unions, business representative organisations, public bodies and the third sector, to develop robust plans for the region's recovery and to help build an inclusive and sustainable economy for the future.
- 2.8 At the last meeting of the Combined Authority a refreshed version of the Economic Recovery Plan was endorsed, alongside a fifth distinct proposition on Culture and Creative Industries (see background documents). A summary version, similar to one produced in September, will also be produced. All these documents will remain live and be updated as required. The Combined Authority and LEP will continue to work with the Economic Recovery Board and local authorities to refine as necessary, and to ensure ongoing complementarity to local recovery plans.
- 2.9 Key updates to the plan for LEP Board to note include:
- **Culture and Creative Industries proposition**– recognising the important contribution they make to our places, quality of life and the economy. Key features:
    - Our offer builds on the assets and scale of the creative & cultural sectors in West Yorkshire (employing 47,000 people across 7,000 businesses, which increased by 30% between 2015 and 2018)
    - Links to local commitment – the draft West Yorkshire cultural framework sets a clear ambition for culture in the region, and through devolved funding the Combined Authority has already committed to a number of local projects through a £5m fund.
    - Investment proposals covering:
      - **Maximising Creative Business Potential:** proposes a dedicated network of culture growth managers rooted in local areas, and a mentoring programme, with improved links to mainstream business support including access to finance.
      - **Creative Skills:** proposes a dedicated package focussed on re-imagining opportunities for young people, and ensuring creative industries have the skills to grow. Builds on the wider skills and training support within the Recovery Plan.
      - **Visitor and Citizen Experience:** investing to catalyse large scale festivals and cultural interventions in empty spaces, including through extending the successful Producers Hub and stimulating community led culture groups.
  - **An update of the underpinning evidence** to reflect on progress against the original recovery scenarios in relation to business performance, employment and household income.

---

<sup>1</sup> Further details on the full membership and terms of reference: <https://www.westyorks-ca.gov.uk/erb>

- **Priority 1: Good Jobs and Resilient Businesses.** More focus on the need to support job creation, including through inward investment, following announcements of significant new programmes to work with those out of employment
- **Priority 2: Skills and Training for People.** Updated to prepare for the potential implications of the end of the furlough scheme, and reflecting on a number of additional new government skills and employment interventions, and particularly the need to support young people
- **Priority 3: Accelerating Infrastructure and Capital Projects.** Updated to incorporate further shovel ready flood infrastructure projects, which can help to increase community resilience and stimulate the economy.

2.10 Alongside the recovery plan update, work continues on implementing elements of the recovery plan within existing local and regional resources. With no specific funding for regional recovery plans included in the March Budget, the Combined Authority is continuing to prioritise actions that will have the biggest impact on key issues identified in the Plan.

2.11 At their last meeting, the Combined Authority gave its support in principle to three programmes discussed in detail at the last meeting of the LEP Board in February: on entrepreneurship, a net zero carbon pipeline and on health innovation. These are currently being developed in detail, in line with the Combined Authority approval and the Assurance Framework, to ultimately be formally approved at a future meeting of the Investment Committee. The LEP Board and relevant panels will continue to be engaged in this development.

#### Issues related to the roadmap out of lockdown

2.12 On 5 April 2021, the Prime Minister announced that the Government's "four tests" for further easing restrictions had been met, allowed England to move to Step 2 of the Government's roadmap on Monday 12 April. This means that outdoor hospitality can now reopen, alongside parts of the indoor economy (including non-essential retail, personal care premises and indoor leisure facilities) and some other outdoor settings (including zoos and theme parks).

2.13 Restrictions around size of gatherings, including the rule of six or two household limit, remain. The Government is also considering and piloting options for longer term restrictions and requirements to allow international travel, as well as larger events and gatherings with less social distancing.

2.14 The LEP will continue to monitor the impact of these changes on businesses in Leeds City Region, and what support is required building from the Economic Recovery Plan.

### **3. Tackling the Climate Emergency Implications**

3.1 Clean Growth will continue to be supported through the products delivered in response to COVID-19 and is at the heart of the Economic Recovery Plan as an overarching goal.

- 3.2 Businesses will continue to be supported to apply innovation and digital technologies to adapt their products and services to meet current and future demand and reduce their carbon emissions.

#### **4. Inclusive Growth Implications**

- 4.1 Inclusive Growth is embedded as an overarching goal in the Economic Recovery Plan.
- 4.2 As part of the West Yorkshire Inclusive Growth framework, any businesses that receive grants from the above products would be required to contribute to Inclusive Growth actions and outcomes via their funding agreements.

#### **5. Equality and Diversity Implications**

- 5.1 There are no equality and diversity implications directly arising from this report.

#### **6. Financial Implications**

- 6.1 There are no financial implications directly arising from this report. However, following the March 2021 Budget where no further funding was allocated for local COVID-19 recovery plans, further delivery implementation of the West Yorkshire Economic Recovery Plan will require new sources of funding.

#### **7. Legal Implications**

- 7.1 There are no legal implications directly arising from this report.

#### **8. Staffing Implications**

- 8.1 None arising directly from this report.

#### **9. External Consultees**

- 9.1 No specific or official external consultations have been undertaken in relation to this report. However, it has been informed by ongoing dialogue and consultation with LEP Panels and wide range of partners, including local authorities, the West Yorkshire Economic Recovery Board, universities and colleges, business representative and membership bodies, and direct with some individual businesses.

#### **10. Recommendations**

- 10.1 That the LEP Board notes the updates in relation to COVID-19.

## **11. Background Documents**

- 11.1 West Yorkshire Economic Recovery Plan (refreshed March 2021):  
<https://westyorkshire.moderngov.co.uk/documents/s18944/Item%205%20-%20Appendix%201.pdf>
- 11.2 West Yorkshire Recovery Proposition – Culture and Creative Industries:  
<https://westyorkshire.moderngov.co.uk/documents/s18945/Item%205%20-%20Appendix%202.pdf>

## **12. Appendices**

- 12.1 There are no appendices to this report.

This page is intentionally left blank

**Report to:** Leeds City Region Enterprise Partnership Board (LEP Board)

**Date:** 28 April 2021

**Subject:** **LEP Capital Programme (Investment Committee)**

**Director:** Melanie Corcoran, Director of Delivery

**Author:** Lynn Cooper, Portfolio Lead, Portfolio Management Office

## 1 Purpose of this report

- 1.1 To inform the LEP Board of the progress made implementing the LEP capital programme for 2020/21. The report provides:
- an update on capital programme expenditure in 2020/21 (quarter 3 actuals and quarter 4 forecast), including an update on the forecast spend of each of the LEP programmes. It also seeks endorsement of the Growth Deal Data Capture return for quarter 3 2020/21; and
  - a brief summary of the initial outcome of the Annual Performance Review with the Cities and Local Growth Unit which now includes both the Growth Deal and the Getting Building Fund.

## 2 Information

### Capital Programme 2020/21

- 2.1 At its meeting on 4 February 2021 the Combined Authority approved the revised capital forecast for 2020/21 as well as the indicative capital programme for 2021/22 to 2023/24, this includes the LEP programmes detailed in Table 1.

**Table 1**

Capital Programme Expenditure	Combined Authority Budget Forecast February 2021	Actual Quarter 3 2020/21	%	Year End Forecast	%
Growth Deal - Economic Development	£47,439,952	£22,904,582	48.3%	£48,108,655	101.4%
West Yorkshire plus Transport Fund	£80,273,172	£38,308,165	47.7%	£79,081,531	98.5%
Broadband	£2,274,633	£85,135	3.7%	£1,323,484	58.2%
Getting Building Fund	£26,300,000	£47,149	0.2%	£8,372,427	31.8%
<b>Total Capital Spend</b>	<b>£156,287,757</b>	<b>£61,345,032</b>	<b>39.3%</b>	<b>£136,886,097</b>	<b>87.6%</b>

- 2.2 In general all funding programmes continue to progress well and expenditure is on track. The following provides an update on each of the individual programmes:

- **Growth Deal Economic Development** – while this programme officially ended on 31 March 2021 the Cities and Local Growth Unit has stated that the Combined Authority can use its freedoms and flexibilities to maximise spend where schemes are in contract and will spend into April 2021. This element of the Growth Deal remains over-programmed.

As reported to the February meeting while the aim of overprogramming is not to overspend, the message to all projects has been to maximise spend against approved funding wherever possible. The reason for this is that overspend can be used to offset against other programmes where they are unlikely to achieve target spend in 2020/21. It is also important that momentum on the delivery of key priorities is maintained and that we seek alternative funding opportunities for shovel ready projects. Table 2 below sets out the current forecast overprogramming, the risk of underspend on individual projects has been mitigated by the ability to spend against contractual commitments if required. The Growth Deal Economic Development dashboard for quarter 3 is attached at **Appendix 1**.

**Table 2**

<b>Economic Development Allocation</b>	<b>£235,450,000</b>
Spend to end of 2019/20	£194,650,211
<b>Balance to be spent in 2020/21</b>	<b>£40,799,789</b>
Quarter 1 - 3 2020/21 spend	£22,904,583
Current forecast quarter 4	£21,347,663
<b>Forecast 2020/21</b>	<b>£44,252,246</b>
Overprogramming at end of March 2021	£3,452,457
Spend into April 2021	£3,381,409
<b>Total Economic Development spend at end of April 2021</b>	<b>£242,283,866</b>
Overprogramming at end of April 2021	£6,833,866

- **Transport Fund** – this element of the Growth Deal is expected to underspend against the £280.90 million allocation (provided for the six years up to 31 March 2021). However, given that the programme runs over a longer timeframe and the Growth Deal funding within the Transport Fund is fully contractually committed (total £306.70 million just under £13 million over the allocation), underspend will be carried forward to be spent in 2021/22.

Final quarter 4 claims for 2020/21 are being submitted and processed and the accounts are due to be finalised by 31 May 2021. Forecast spend for 2020/21 is still in line with the latest estimate although there have been ups and downs across individual projects. The East Leeds Orbital Route (ELOR) is currently on site and is the highest spending project within the programme. There have been delays in the last couple of months due to adverse weather conditions leading to underspend in year of around £2 million. The submission of the full business case for



Elland Rail Station, which is due to commence on site next financial year, has been delayed due to designs being revised to take into account new safety regulations, leading to slippage of a forecast £1 million in 2020/21. These underspends are offset by accelerated spend on other projects within the programme in particular the Corridor Improvement Programme. The Transport Fund dashboard for quarter 3 is attached at **Appendix 2**.

- **Broadband** – Expenditure on the Broadband programme mainly relates to the completion of Contract 2 which is being delivered through Openreach, and is due to end June 2021. All Building Digital UK (BDUK) and European Regional Development Fund (ERDF) money had been spent by end 2019/20, however, a final claim from Openreach is awaited, which will be utilising the £2.55 million underspend (with accrued interest) from Contract 1.

For Contract 3, there has been a recent variation agreement with DEFRA, to reflect the delayed start, as well as a reduction in business premises being passed, from 1,723 to 1,565, due to state aid eligibility issues. Of these, Quickline (the supplier) remains on track to deliver 219 by quarter 4 2020/21. However, the no claims have yet been processed as sign-off is awaited from BDUK on Quickline's cross-border policy.

A meeting was held with members of the board on 23 March 2021 to discuss the options around use of the £3.52 million Gainshare from Contract 1. For the time being this money will be retained until future BDUK fibre initiatives are clarified.

- **Getting Building Fund** – The total funding received for this programme in 2020/21 is £26.30 million and in accordance with Government requirements the Combined Authority will achieve this spend through use of its freedoms and flexibilities. This will involve transferring capital spend from other programmes where underspend in 2020/21 will not be detrimental and with full spend on the Getting Building Fund achieved by 31 March 2022. The current forecast spend for each of the Getting Building Fund projects is detailed in Table 3 below. The majority of projects continue to progress through the assurance process with recent full funding approvals from West Yorkshire Combined Authority including:

- Temple Green Park & Ride – £7.4 million
- Business Growth Programme – £7 million
- Bradford City Village – £3 million
- Leeds Grey to Green - £1.32 million (Phase 1 of a total £8.6 million)

Brighouse A6025 Reconstruction and Enterprise Zones (Parry Lane) is scheduled for consideration in April 2021.

**Table 3**

Project	2020/21 Forecast Spend	2021/22 Forecast Spend
Business Growth Programme	£0	£7,000,000
Enterprise Zones Bradford Parry Lane and Wakefield Langthwaite	£0	£9,070,000
Bradford One City Park	£0	£7,500,000
Bradford 'City Village' Phase 1	£3,000,000	£0
Leeds Liverpool Canal	£60,000	£440,000
Brighouse A6025 Reconstruction	£0	£1,800,000
Beech Hill Phase 2 Group Repair & Regeneration Scheme	£0	£1,200,000
Huddersfield George Hotel acquisition and remedial works	£1,365,000	£0
Dewsbury Arcade	£600,000	£0
Leeds City Centre 'Grey to Green'	£605,940	£7,994,060
Holbeck Phase 2 Victorian Terrace Retrofit	£204,000	£2,400,000
Temple Green Park and Ride Expansion	£2,200,000	£5,200,000
Wakefield Warm Homes Fund	£180,000	£481,000
Business Gigabit Voucher Scheme	£0	£300,000
Knottingley Skills, Business and Services Hub	£157,487	£842,513
<b>Total</b>	<b>£8,372,427</b>	<b>£44,227,573</b>

Each quarter a return is made to the Cities and Local Growth Unit (CLoG) through its data capture system which collates Growth Deal programme information. CLoG has requested that this dashboard should be endorsed by the LEP Board each quarter. The dashboard for the quarter 3 was submitted in accordance with the deadline of 19 February 2021 it is attached at **Appendix 3** for information and endorsement of the LEP Board. The deadline for the quarter 4 return is 28 May 2021, this will be submitted for consideration to the LEP Board on 9 June 2021.

### **Annual Performance Review**

#### **Growth Deal**

- 2.3 The Growth Deal Annual Performance Review took place on 27 January 2021. The indications from the meeting were positive with the expectations that the Leeds City Region will meet all requirements.
- 2.4 The Growth Deal programme continues to perform well with expenditure for quarter 3 exceeding the forecast provided to the Cities and Local Growth Unit as part of the review undertaken on the programme in June 2020.
- 2.5 The programme is also performing well against the overall programme outputs as follows:

**Table 4**

Output	Target (includes Growth Deals 1, 2 and 3)	Achieved to date as at Quarter 3 2020/21	Forecast 2021-25	Total
New jobs	19,595	8,383	7,114	15,497
Jobs safeguarded (flood resilience programme)	11,100	24,583	700	25,283
Houses	2,300	1,009	2,251	3,260
Public / private investment (match funding)	£1,031,000,000	£721,517,014	£377,453,695	£1,098,970,709

- 2.6 There have been concerns in relation to the achievement of housing outputs and work has been undertaken to ensure that all homes completed are captured. The following tables 5 and 6 provide a full breakdown of the actual and forecast achievement of homes created and homes enabled (where homes will be completed after the deadline for reporting outputs which is March 2025). This is a positive impact with over 10,000 new homes to be created or enabled through this programme.

**Table 5 Homes Completed**

Project	Actuals reported to end 2019/20	2020/21			Future Years Forecast	Total
		Forecast as per Data Capture	Actual to end of Q3	Q4 Forecast		
Wakefield Eastern Relief Road	236	0			0	236
East Leeds Housing Growth - Red Hall		0			150	150
East Leeds, Brownfield Sites	149	89	141		230	520
York Central		0			283	283
Kirklees Housing sites		50			478	478
Bath Road, Leeds		0			160	160
Glasshoughton Southern Link Road		0	281		0	281
CIP - Phase 1 - Wakefield A650 Newton Bar		0			605	605
New Bolton Woods	52	50		6	87	145
Beech Hill, Halifax		0			105	105
Dewsbury Riverside		10	0		0	0
Bradford Heritage Buildings - Conditioning House		150	150		0	150
Wakefield South East Gateway - Kirkgate		0			60	60
Wakefield South East Gateway - Rutland Mill		0			0	0
Bradford Heritage Buildings - High Point		0			87	87
<b>Total</b>	<b>437</b>	<b>349</b>	<b>572</b>	<b>6</b>	<b>2245</b>	<b>3260</b>

**Table 6 Homes Enabled**

Project	Homes Enabled
East Leeds Housing Growth - Red Hall	150
Glasshoughton Southern Link Road	919
CIP - Phase 1 - Wakefield A650 Newton Bar	805
Leeds ELOR and North Leeds Outer Ring Road	5000
York Northern Outer Ring Road	755
<b>Total</b>	<b>7629</b>

### 3 Tackling the Climate Emergency Implications

- 3.1 The Combined Authority has taken action to ensure all decisions made include Climate Emergency considerations. The Combined Authority:
- Has strengthened how clean growth and climate change impacts are considered as part of all schemes that come through the Combined Authority's Assurance Framework.
  - Requires LEP and the Combined Authority reports to include clean growth / tackling the Climate Emergency implications, including qualitative impact assessments.
- 3.2 To fully strengthen decision making across the whole of the Combined Authority's Assurance Framework a robust, quantifiable methodology and tool for assessing all new schemes predicted carbon emissions/wider clean growth impacts is being developed. Work is currently underway to refine the toolkit

methodology by assessing a selection of existing capital schemes progressing through assurance framework which are in scope of this assessment. The outcome of this assessment, including potential mitigation and recommendations for shortlisted schemes will inform the development of toolkit and will be discussed with partners, and reported to the Combined Authority in June 2021. The tool will be incorporated into the Assurance Framework so that it can be used to assess future proposals as they progress through the assurance process. This part of the commission will involve a significant training element to ensure carbon assessment is properly embedded in the assurance process.

- 3.3 Clean growth, including climate change, impact assessment / considerations are all now included in all Capital Spending and Project Approvals reports considered by the Investment Committee and the Combined Authority. This ensures that the business cases now reflect the Leeds City Region Climate Emergency priority and evidence that they will reduce carbon emissions (both directly and indirectly).

#### **4 Inclusive Growth Implications**

- 4.1 This report does not directly impact on Inclusive Growth; this is assessed as part of the appraisal of each project through the assurance framework and reported to the Investment Committee in the Capital Spending and Project Approvals report.

#### **5 Equality and Diversity Implications**

- 5.1 This report does not directly impact on Equality and Diversity this is assessed as part of the appraisal of each project through the assurance framework and reported to the Investment Committee in the Capital Spending and Project Approvals report.

#### **6 Financial implications**

- 6.1 Financial implications are included within the body of the report.

#### **7 Legal implications**

- 7.1 There are no legal implications directly arising from this report.

#### **8 Staffing implications**

- 8.1 There are no staffing implications directly arising from this report.

#### **9 External consultees**

- 9.1 No external consultations have been undertaken.

## **10 Recommendations**

- 10.1 That the LEP Board notes the progress of the LEP capital programme for 2020/21 and endorses the Data Capture return for quarter 3 attached at Appendix 3.

## **11 Background Documents**

- 11.1 None.

## **12 Appendices**

Appendix 1 Growth Deal Economic Development Dashboard Quarter 3 2020/21

Appendix 2 Transport Fund Dashboard Quarter 3 2020/21

Appendix 3 Growth Deal Data Capture Return Quarter 3 2020/21

This page is intentionally left blank

## 2020/21 Q3 Growth Deal Economic Development Financial Dashboard (to 31/12/2020)

Target

45,180,410

22,904,583

Actual to date  
2020/21

SEP Priority	Project Name	Original Allocation	Indicative Funding	Full Funding Approval	Cumulative Actual Spend prior to 2020/21	Agreed Annual Forecast 2020/21	Actual Spend 2020/21	Forecast Spend 2020/21	Actual & Forecast Spend 2020/21	RAG Rating	Total to 2020/21	
Priority 0	Growth Deal Programme Delivery Costs	£0.00	£0.00	£0.00	£7,858,627.48	£2,500,000.00	£1,713,801.83	£560,000.00	£2,273,801.83	Green	£10,132,429.31	
	Priority 0 Total	£0.00	£0.00	£0.00	£7,858,627.48	£2,500,000.00	£1,713,801.83	£560,000.00	£2,273,801.83		£10,132,429.31	
Priority 1 - Growing Business	Access to Capital Grants Programme	£15,700,000.00	£15,700,000.00	£15,700,000.00	£12,918,579.13	£2,126,704.00	£1,011,947.84	£1,114,757.03	£2,126,704.87	Green/Amber	£15,045,284.00	
	Business Expansion Fund	£0.00	£13,450,000.00	£13,450,000.00	£2,660,831.55	£3,397,861.00	£1,073,753.95	£3,715,414.50	£4,789,168.45	Amber/Red	£7,450,000.00	
	Business Growth Programme	£27,000,000.00	£37,000,000.00	£37,000,000.00	£25,155,874.63	£5,844,125.00	£3,568,434.26	£3,275,691.11	£6,844,125.37	Green/Amber	£32,000,000.00	
	Huddersfield Incubation and Innovation Programme	£2,922,000.00	£2,922,000.00	£2,922,000.00	£2,922,000.00	£0.00	£0.00	£0.00	£0.00	Green	£2,922,000.00	
	Institute for High Speed Rail and System Integration	£0.00	£13,047,000.00	£9,252,000.00	£3,243,235.11	£0.00	£-3,243,235.11	£0.00	£-3,243,235.11	Amber	£0.00	
	Leeds University Innovation Centre	£3,000,000.00	£3,000,000.00	£3,000,000.00	£3,000,000.00	£0.00	£0.00	£0.00	£0.00	Green/Amber	£3,000,000.00	
	Priority 1 - Growing Business Total	£48,622,000.00	£85,119,000.00	£81,324,000.00	£49,900,520.42	£11,368,690.00	£2,410,900.94	£8,105,862.64	£10,516,763.58		£60,417,284.00	
Priority 2 - Skilled People and Better Jobs	Bradford College	£250,000.00	£250,000.00	£250,000.00	£249,999.76	£0.00	£0.00	£0.00	£0.00	Green	£249,999.76	
	Calderdale College	£4,977,000.00	£4,977,000.00	£4,977,000.00	£4,977,000.00	£0.00	£0.00	£0.00	£0.00	Green	£4,977,000.00	
	Kirklees College - Dewsbury Learning Quarter	£11,120,000.00	£11,121,218.00	£11,971,218.00	£10,453,945.37	£667,273.00	£0.00	£667,272.63	£667,272.63	Amber	£11,121,218.00	
	Kirklees College - Process Manufacturing Centre	£3,100,000.00	£3,100,996.00	£3,100,996.00	£3,100,996.79	£0.00	£0.00	£0.00	£0.00	Green	£3,100,996.79	
	Leeds City College - Printworks	£9,000,000.00	£8,998,358.00	£8,998,358.00	£8,998,358.00	£0.00	£0.00	£0.00	£0.00	Green	£8,998,358.00	
	Leeds City College - Quarry Hill	£33,400,000.00	£39,900,000.00	£39,900,000.00	£39,900,000.00	£0.00	£0.00	£0.00	£0.00	Green/Amber	£39,900,000.00	
	Leeds College of Building	£11,900,000.00	£13,350,000.00	£13,350,000.00	£13,350,000.00	£0.00	£0.00	£0.00	£0.00	Green/Amber	£13,350,000.00	
	Selby College	£690,000.00	£693,748.00	£693,748.00	£693,748.00	£0.00	£0.00	£0.00	£0.00	Green	£693,748.00	
	Shipley College - Mill	£120,000.00	£119,000.00	£119,000.00	£119,000.00	£0.00	£0.00	£0.00	£0.00	Green	£119,000.00	
	Shipley College - Salt Building	£300,000.00	£300,000.00	£300,000.00	£300,000.00	£0.00	£0.00	£0.00	£0.00	Green	£300,000.00	
	Wakefield College	£3,300,000.00	£3,327,133.00	£3,327,133.00	£3,327,133.00	£0.00	£0.00	£0.00	£0.00	Green	£3,327,133.00	
Priority 2 - Skilled People and Better Jobs Total	£78,157,000.00	£86,137,453.00	£86,987,453.00	£85,470,180.92	£667,273.00	£0.00	£667,272.63	£667,272.63		£86,137,453.55		
Priority 3 - Clean Energy and Economic Resilience	Energy Accelerator	£1,200,000.00	£820,000.00	£820,000.00	£413,605.70	£406,395.00	£15,163.85	£101,817.09	£116,980.94	Amber	£530,586.64	
	Leeds District Heat Network	£4,000,000.00	£4,000,000.00	£4,000,000.00	£4,000,000.00	£0.00	£0.00	£0.00	£0.00	Green	£4,000,000.00	
	Resource Efficiency Fund	£600,000.00	£720,000.00	£720,000.00	£720,000.00	£0.00	£0.00	£0.00	£0.00	Green	£720,000.00	
	Resource Efficiency Fund 2	£560,000.00	£616,552.00	£616,552.00	£0.00	£616,552.00	£245,077.31	£275,814.01	£520,891.32	Amber/Red	£520,891.00	
	Tackling Fuel Poverty	£0.00	£5,669,840.42	£5,669,840.42	£5,669,840.42	£0.00	£0.00	£0.00	£0.00	Green	£5,669,840.42	
	Priority 3 - Clean Energy and Economic Resilience Total	£6,360,000.00	£11,826,392.42	£11,826,392.42	£10,803,446.12	£1,022,947.00	£260,241.16	£377,631.10	£637,872.26		£11,441,318.06	
Priority 4a - Housing and Regeneration	Barnsley Town Centre	£1,760,000.00	£1,757,000.00	£1,757,000.00	£1,757,000.00	£0.00	£0.00	£0.00	£0.00	Green	£1,757,000.00	
	Bradford - One City Park	£5,200,000.00	£5,200,000.00	£5,200,000.00	£400,000.00	£0.00	£0.00	£0.00	£0.00	Green	£400,000.00	
	Bradford Heritage Buildings - Conditioning House	£0.00	£1,500,000.00	£1,500,000.00	£400,000.00	£1,100,000.00	£1,100,000.00	£0.00	£1,100,000.00	Green/Amber	£1,500,000.00	
	Bradford Heritage Buildings - High Point	£0.00	£2,900,000.00	£0.00	£0.00	£0.00	£0.00	£2,900,000.00	£2,900,000.00	Amber/Red	£2,900,000.00	
	Bradford Odeon	£330,000.00	£357,500.00	£357,500.00	£357,500.00	£0.00	£0.00	£0.00	£0.00	Green	£357,500.00	
	Dewsbury Riverside	£0.00	£4,612,000.00	£0.00	£0.00	£885,000.00	£0.00	£0.00	£0.00	Green	£0.00	
	East Leeds Housing Growth - Brownfield Sites	£1,100,000.00	£1,100,000.00	£1,100,000.00	£1,100,000.00	£0.00	£0.00	£0.00	£0.00	Green	£1,100,000.00	
	East Leeds Housing Growth - Red Hall	£4,000,000.00	£4,000,000.00	£4,000,000.00	£4,000,000.00	£0.00	£0.00	£0.00	£0.00	Green	£4,000,000.00	
	Halifax - Beech Hill	£1,000,000.00	£2,197,000.00	£2,197,000.00	£1,400,000.00	£797,000.00	£0.00	£797,000.00	£797,000.00	Amber	£2,197,000.00	
	Halifax Town Centre (Northgate House)	£1,300,000.00	£3,000,000.00	£3,000,000.00	£3,000,000.00	£0.00	£0.00	£0.00	£0.00	Amber	£3,000,000.00	
	Kirklees Housing Sites	£1,000,000.00	£1,000,000.00	£1,000,000.00	£509,000.00	£0.00	£0.00	£0.00	£0.00	Green	£509,000.00	
	Leeds - Bath Road	£580,000.00	£575,000.00	£575,000.00	£575,000.00	£0.00	£0.00	£0.00	£0.00	Green	£575,000.00	
	New Bolton Woods	£3,600,000.00	£3,960,000.00	£3,960,000.00	£3,600,000.00	£360,000.00	£0.00	£360,000.00	£360,000.00	Green	£3,960,000.00	
	Wakefield Civic Quarter	£1,100,000.00	£1,100,000.00	£1,055,686.80	£1,055,686.80	£0.00	£0.00	£0.00	£0.00	Green	£1,055,686.80	
	Wakefield South East Gateway - Kirkgate	£0.00	£1,600,000.00	£1,600,000.00	£0.00	£1,600,000.00	£1,600,000.00	£0.00	£1,600,000.00	Green/Amber	£1,600,000.00	
	Wakefield South East Gateway - Rutland Mill	£0.00	£4,900,000.00	£4,900,000.00	£0.00	£4,900,000.00	£2,121,527.00	£2,778,473.00	£4,900,000.00	Amber	£4,900,000.00	
	York Central	£1,700,000.00	£2,550,000.00	£2,550,000.00	£2,550,000.00	£0.00	£0.00	£0.00	£0.00	Green/Amber	£2,550,000.00	
	York Guildhall	£2,350,000.00	£2,347,500.00	£2,347,500.00	£2,347,500.00	£0.00	£0.00	£0.00	£0.00	Green	£2,347,500.00	
	Priority 4a - Housing and Regeneration Total	£25,020,000.00	£44,656,000.00	£37,099,686.80	£23,051,686.80	£9,642,000.00	£4,821,527.00	£6,835,473.00	£11,657,000.00		£34,708,686.80	
	Priority 4c - Economic Resilience Programme	Flood Alleviation - Brighouse and Clifton	£1,800,000.00	£1,500,000.00	£0.00	£0.00	£1,500,000.00	£0.00	£0.00	£0.00	Green	£0.00
		Flood Alleviation - Hebden Bridge	£1,800,000.00	£1,900,000.00	£1,900,000.00	£0.00	£1,900,000.00	£1,221,543.00	£678,457.00	£1,900,000.00	Amber	£1,900,000.00
Flood Alleviation - Leeds (FAS1)		£3,786,981.00	£3,786,981.00	£3,786,981.00	£3,786,981.00	£0.00	£0.00	£0.00	£0.00	Green	£3,786,981.00	
Flood Alleviation - Leeds (FAS2)		£3,900,000.00	£3,900,000.00	£3,900,000.00	£3,900,000.00	£0.00	£0.00	£0.00	£0.00	Green	£3,900,000.00	
Flood Alleviation - Mytholmroyd		£2,500,000.00	£4,500,000.00	£4,500,000.00	£2,500,000.00	£0.00	£2,000,000.00	£0.00	£2,000,000.00	Green	£4,500,000.00	
Flood Alleviation - Skipton		£1,500,000.00	£1,500,000.00	£1,500,000.00	£1,500,000.00	£0.00	£0.00	£0.00	£0.00	Green	£1,500,000.00	
Flood Alleviation - Wyke Beck		£2,558,000.00	£2,558,000.00	£2,558,000.00	£2,557,796.75	£0.00	£0.00	£0.00	£0.00	Green	£2,557,796.75	
Natural Flood Management - Colne and Calder		£1,299,107.00	£1,299,107.00	£1,299,107.00	£630,837.52	£668,269.00	£648,110.20	£20,159.28	£668,269.48	Green	£1,299,107.00	
Natural Flood Management - Upper Aire		£388,000.00	£388,000.00	£388,000.00	£176,671.39	£211,329.00	£126,273.82	£85,054.79	£211,328.61	Green/Amber	£388,000.00	
Priority 4c - Economic Resilience Programme Total		£19,532,088.00	£21,332,088.00	£19,832,088.00	£15,052,286.66	£4,279,598.00	£3,995,927.02	£783,671.07	£4,779,598.09		£19,831,884.75	
Priority 4d - Enterprise Zone Development	EZ - Bradford - Gain Lane	£0.00	£9,877,037.00	£9,877,037.00	£1,442,658.37	£8,434,342.00	£3,532,342.00	£4,901,999.63	£8,434,341.63	Green	£9,877,000.00	
	EZ - Bradford - Parry Lane	£8,081,000.00	£1,886,000.00	£1,886,000.00	£0.00	£540,000.00	£490,382.64	£1,325,617.36	£1,816,000.00	Green/Amber	£1,816,000.00	
	EZ - Bradford - Staithegate Lane	£0.00	£85,230.00	£85,230.00	£71,600.00	£13,630.00	£0.00	£0.00	£0.00	Green/Amber	£71,600.00	
	EZ - Calderdale - Clifton Business Park	£0.00	£3,356,000.00	£3,356,000.00	£328,417.90	£750,000.00	£955,611.71	£61,000.00	£1,016,611.71	Amber/Red	£1,345,029.61	
EZ - Leeds - Aire Valley	£10,000,000.00	£4,588,590.00	£4,588,590.00	£0.00	£0.00	£0.00	£0.00	£0.00	Green	£0.00		

2020/21 Q3 Growth Deal Economic Development Financial Dashboard (to 31/12/2020)

Target

45,180,410

22,904,583

Actual to date  
2020/21

SEP Priority	Project Name	Original Allocation	Indicative Funding	Full Funding Approval	Cumulative Actual Spend prior to 2020/21	2020/2021					Total to 2020/21
						Agreed Annual Forecast 2020/21	Actual Spend 2020/21	Forecast Spend 2020/21	Actual & Forecast Spend 2020/21	RAG Rating	
	EZ - Programme	£10,000,000.00	£22,782,143.00	£3,519,067.00	£670,785.87	£2,787,310.00	£2,005,901.63	£621,408.37	£2,627,310.00	Amber	£3,298,095.87
	EZ - Wakefield - Langthwaite Business Park Extension	£0.00	£1,261,330.00	£1,261,330.00	£0.00	£500,000.00	£43,326.88	£456,673.12	£500,000.00	Amber/Red	£500,000.00
	EZ - Wakefield - South Kirkby Business Park	£2,826,000.00	£2,674,620.00	£2,674,620.00	£0.00	£2,674,620.00	£2,674,620.00	£0.00	£2,674,620.00	Green	£2,674,620.00
	Priority 4d - Enterprise Zone Development Total	£22,826,000.00	£52,705,950.00	£25,901,874.00	£2,513,462.14	£15,699,902.00	£9,702,184.86	£7,366,698.48	£17,068,883.34		£19,582,345.48
Grand Total		£200,517,088.00	£301,776,883.42	£262,971,494.22	£194,650,210.54	£45,180,410.00	£22,904,582.81	£24,696,608.92	£47,601,191.73		£242,251,401.95
	Economic Development Overprogramming					£3,691,457.54	£0.00	£6,801,401.95	£6,801,401.95		£6,801,401.95



## 2020/21 Q3 Growth Deal West Yorkshire + Transport Fund Financial Dashboard (to 31/12/2020)

Target

89,701,488

38,527,895

Actual to date  
2020/21

SEP Priority	Project Name	Original Allocation	Indicative Funding	Full Funding Approval	Cumulative Actual Spend prior to 2020/21	2020/2021					Total to 2020/21
						Agreed Annual Forecast 2020/21	Actual Spend 2020/21	Forecast Spend 2020/21	Actual & Forecast Spend 2020/21	RAG Rating	
Priority 4b - West Yorkshire + Transport Fund	A6110 Leeds Outer Ring Road	£17,800,000.00	£11,990,000.00	£596,000.00	£205,090.00	£280,000.00	£78,468.00	£45,000.00	£123,468.00	Amber	£328,558.00
	A62 to Cooper Bridge Corridor Improvement Scheme	£69,270,000.00	£69,300,000.00	£965,000.00	£963,325.02	£647,305.00	£1,674.98	£0.00	£1,674.98	Red	£965,000.00
	A62 to Cooper Bridge Corridor Improvement Scheme (Combined Authority)	£0.00	£0.00	£0.00	£0.00	£0.00	£0.00	£0.00	£0.00		£0.00
	A629 (Phase 1A) - Jubilee Road to Free School Lane	£8,160,000.00	£8,639,999.00	£8,639,999.00	£8,639,999.00	£0.00	£0.00	£0.00	£0.00	Green/Amber	£8,639,999.00
	A629 (Phase 1A) - Jubilee Road to Free School Lane (Combined Authority)	£0.00	£0.00	£0.00	£35.66	£0.00	£0.00	£0.00	£0.00		£35.66
	A629 (Phase 1B) - Elland Wood Bottom to Jubilee Road	£18,900,000.00	£27,830,000.00	£11,480,000.00	£2,492,174.47	£2,869,996.00	£1,277,336.19	£1,270,000.00	£2,547,336.19	Green/Amber	£5,039,510.66
	A629 (Phase 2) - Halifax Bus Station	£0.00	£405,000.00	£405,000.00	£309,879.05	£256,531.00	£95,120.95	£0.00	£95,120.95	Green	£405,000.00
	A629 (Phase 2) - Halifax Town Centre	£40,930,000.00	£47,840,000.00	£5,844,000.00	£3,046,119.25	£789,271.00	£401,752.01	£1,289,000.00	£1,690,752.01	Green/Amber	£4,736,871.26
	A629 (Phase 2) - Halifax Town Centre (Combined Authority)	£0.00	£0.00	£0.00	£84,969.89	£0.00	£84,969.89	£0.00	£84,969.89		£0.00
	A629 (Phase 4) - Ainley Top	£30,000,000.00	£25,920,000.00	£7,085,000.00	£714,408.91	£580,000.00	£216,236.04	£275,000.00	£491,236.04	Green/Amber	£1,205,644.95
	A629 (Phase 4) - Ainley Top (Combined Authority)	£0.00	£0.00	£0.00	£0.00	£0.00	£0.00	£0.00	£0.00		£0.00
	A629 (Phase 5) - Ainley Top into Huddersfield	£12,087,608.00	£12,090,000.00	£4,418,295.00	£1,860,196.84	£523,800.00	£393,672.91	£31,705.24	£425,378.15	Amber	£2,285,574.99
	A629 (Phase 5) - Ainley Top into Huddersfield (Combined Authority)	£0.00	£0.00	£0.00	£0.00	£0.00	£0.00	£0.00	£0.00		£0.00
	A641 Bradford - Huddersfield Corridor	£75,550,000.00	£75,540,000.00	£2,129,000.00	£642,121.59	£734,780.00	£140,194.49	£308,559.00	£448,753.49	Green/Amber	£1,090,875.08
	A65 - Leeds Bradford International Airport Link Road	£35,690,000.00	£75,000,000.00	£1,785,000.00	£1,688,983.00	£180,000.00	£56,742.00	£39,275.00	£96,017.00	Amber	£1,785,000.00
	A650 Hard Ings Road (Phase 1) - Hard Ings Road Only	£10,250,000.00	£9,334,000.00	£9,334,000.00	£6,404,358.00	£1,374,602.00	£2,353,611.00	£0.00	£2,353,611.00	Green/Amber	£8,757,969.00
	A650 Hard Ings Road (Phase 1) - Hard Ings Road Only (Combined Authority)	£0.00	£0.00	£0.00	£0.00	£0.00	£0.00	£0.00	£0.00		£0.00
	A650 Tong Street	£7,070,000.00	£20,000,000.00	£2,715,000.00	£274,005.00	£237,010.00	£41,846.00	£0.00	£41,846.00	Green/Amber	£315,851.00
	A650 Tong Street (Combined Authority)	£0.00	£0.00	£0.00	£89,005.00	£0.00	£0.00	£0.00	£0.00		£89,005.00
	Aire Valley - Leeds Integrated Transport Package (Phase 1) - Aire Valley Park and Ride	£28,830,000.00	£8,640,000.00	£9,597,000.00	£8,635,208.00	£0.00	£0.00	£961,792.00	£961,792.00	Green	£9,597,000.00
	Aire Valley - Leeds Integrated Transport Package (Phase 1) - Aire Valley Park and Ride (Combined Authority)	£0.00	£0.00	£0.00	£341,365.04	£0.00	£0.00	£0.00	£0.00		£341,365.04
	Bradford Forster Square Station Gateway	£17,030,000.00	£17,320,000.00	£3,671,314.00	£457,363.70	£303,359.00	£36,000.00	£0.00	£36,000.00	Green	£493,363.70
	Bradford Forster Square Station Gateway (Combined Authority)	£0.00	£0.00	£0.00	£27,377.39	£0.00	£0.00	£0.00	£0.00		£27,377.39
	Bradford Interchange Station Gateway (Phase 1)	£10,880,000.00	£5,650,000.00	£293,000.00	£261,642.00	£158,492.00	£59,977.00	£86,405.00	£146,382.00	Green	£408,024.00
	Bradford Interchange Station Gateway (Phase 1) (Combined Authority)	£0.00	£0.00	£0.00	£13,836.00	£0.00	£0.00	£0.00	£0.00		£13,836.00
	Bradford to Shipley Corridor	£47,900,000.00	£47,900,000.00	£3,979,000.00	£2,153,219.00	£619,781.00	£885,247.00	£102,151.00	£987,398.00	Green/Amber	£3,140,617.00
	Calder Valley Line - Elland Station	£0.00	£2,638,197.00	£700,153.00	£251,373.00	£319,000.00	£275,882.00	£93,433.00	£369,315.00	Green	£620,688.00
	Calder Valley Line - Elland Station (Combined Authority)	£0.00	£18,310,000.00	£1,434,595.00	£423,570.79	£2,238,000.00	£435,174.25	£1,703,231.56	£2,138,405.81	Amber	£2,561,976.60
	Castleford Growth Corridor Scheme	£37,520,000.00	£6,870,000.00	£1,839,000.00	£222,314.04	£1,000,010.00	£40,017.91	£441,083.40	£481,101.31	Amber	£703,415.35
	Castleford Growth Corridor Scheme (Combined Authority)	£0.00	£0.00	£0.00	£19,421.12	£0.00	£0.00	£19,421.12	£19,421.12		£0.00
	Castleford Station Gateway	£4,500,000.00	£2,836,000.00	£2,836,000.00	£780,786.08	£1,769,786.00	£1,642,523.37	£412,690.67	£2,055,214.04	Green	£2,836,000.12
	CityConnect Phase 3 Canals	£0.00	£1,363,000.00	£60,000.00	£0.00	£60,000.00	£36,282.97	£23,717.03	£60,000.00	Green/Amber	£60,000.00
	CityConnect Phase 3 Castleford to Wakefield Greenway Phase 4	£0.00	£356,686.00	£356,686.00	£0.00	£0.00	£54,569.53	£302,116.47	£356,686.00	Green	£356,686.00
	CityConnect Phase 3 Castleford to Wakefield Greenway Phase 4 (Combined Authority)	£0.00	£15,000.00	£15,000.00	£15,000.00	£0.00	£34,602.03	£34,602.03	£0.00		£15,000.00
	CityConnect Phase 3 Combined Authority Development	£0.00	£2,057,000.00	£380,000.00	£112,752.57	£0.00	£63,105.62	£25,000.00	£88,105.62		£200,858.19
	CityConnect Phase 3 Cooper Bridge	£0.00	£1,862,000.00	£350,000.00	£65,941.00	£284,059.00	£92,959.64	£477,040.36	£570,000.00	Amber	£635,941.00
	CityConnect Phase 3 Huddersfield Town Centre	£0.00	£1,291,000.00	£180,000.00	£141,506.74	£0.00	£124,213.47	£50,000.00	£174,213.47	Green	£315,720.21
	CityConnect Phase 3 Huddersfield Town Centre (Combined Authority)	£0.00	£0.00	£0.00	£76,506.74	£0.00	£9,213.47	£0.00	£9,213.47		£85,720.21
	CityConnect Phase 3 Leeds	£0.00	£6,355,000.00	£6,355,000.00	£54,645.92	£0.00	£3,181,015.08	£2,419,339.00	£5,600,354.08	Green/Amber	£5,655,000.00
	CityConnect Phase 3 Leeds Development	£0.00	£112,970.00	£112,970.00	£0.00	£0.00	£12,779.00	£100.00	£12,879.00		£12,879.00
	CityConnect Phase 3 West Yorkshire Combined Authority	£0.00	£500,000.00	£500,000.00	£93,163.21	£20,000.00	£137,108.12	£28,299.68	£165,807.80		£258,971.01
	Clifton Moor Park and Ride	£9,760,000.00	£0.00	£0.00	£0.00	£0.00	£0.00	£0.00	£0.00		£0.00
	Corridor Improvement Programme - Bradford - A6177 and Cutler Heights	£0.00	£10,010,000.00	£670,000.00	£0.00	£0.00	£55,000.00	£93,000.00	£148,000.00		£148,000.00
	Corridor Improvement Programme - Bradford - A6177 Great Horton Road - Cross Lane (12)	£2,500,000.00	£235,300.17	£180,000.00	£235,300.17	£0.00	£0.00	£0.00	£0.00	Green/Amber	£235,300.17
	Corridor Improvement Programme - Bradford - A6177 Great Horton Road - Cross Lane (12) (Combined Authority)	£0.00	£0.00	£0.00	£121,090.39	£0.00	£0.00	£0.00	£0.00		£121,090.39
	Corridor Improvement Programme - Bradford - A6177 Great Horton Road - Horton Grange Road (15)	£3,150,000.00	£4,210,000.00	£809,007.00	£711,459.00	£163,492.00	£165,253.00	£0.00	£165,253.00	Green/Amber	£876,712.00
	Corridor Improvement Programme - Bradford - A6177 Great Horton Road - Horton Grange Road (15) (Combined Authority)	£0.00	£0.00	£0.00	£19,951.00	£0.00	£19,951.00	£0.00	£19,951.00		£0.00
	Corridor Improvement Programme - Bradford - A6177 Thornton Road - Toller Lane (10)	£8,500,000.00	£9,660,000.00	£946,670.00	£946,670.00	£234,234.00	£219,933.00	£1,500.00	£221,433.00	Green/Amber	£1,168,103.00
	Corridor Improvement Programme - Bradford - A6177 Thornton Road - Toller Lane (10) (Combined Authority)	£0.00	£0.00	£0.00	£2,505.92	£0.00	£219,933.00	£0.00	£219,933.00		£217,427.08
	Corridor Improvement Programme - Bradford - A650 Shipley Airedale - A647 Leeds Road	£10,300,000.00	£0.00	£0.00	£0.00	£0.00	£0.00	£0.00	£0.00		£0.00

## 2020/21 Q3 Growth Deal West Yorkshire + Transport Fund Financial Dashboard (to 31/12/2020)

Target

89,701,488

38,527,895

Actual to date  
2020/21

SEP Priority	Project Name	Original Allocation	Indicative Funding	Full Funding Approval	Cumulative Actual Spend prior to 2020/21	2020/2021					Total to 2020/21
						Agreed Annual Forecast 2020/21	Actual Spend 2020/21	Forecast Spend 2020/21	Actual & Forecast Spend 2020/21	RAG Rating	
	Corridor Improvement Programme - Calderdale - A58 - A672 Corridor	£6,020,000.00	£4,980,863.00	£991,138.00	£789,956.00	£400,000.00	£106,668.00	£282,711.00	£389,379.00	Green/Amber	£1,179,335.00
	Corridor Improvement Programme - Calderdale - A58 - A672 Corridor (Combined Authority)	£0.00	£0.00	£0.00	£7,226.51	£0.00	£0.00	£0.00	£0.00		£7,226.51
	Corridor Improvement Programme - Calderdale - A629 North - Orange Street	£0.00	£6,100,000.00	£600,000.00	£0.00	£0.00	£3,560.66	£198,813.11	£202,373.77	Green	£202,373.77
	Corridor Improvement Programme - Calderdale - A646 - A6033 Corridor (Combined Authority)	£5,090,000.00	£4,058,084.00	£839,054.00	£682,522.00	£400,000.00	£104,577.00	£143,722.00	£248,299.00	Green/Amber	£930,821.00
	Corridor Improvement Programme - Kirklees - A62 Smart Corridor	£7,500,000.00	£7,500,000.00	£1,282,000.00	£958,425.00	£500,000.00	£211,120.70	£488,879.30	£700,000.00	Amber	£1,658,425.00
	Corridor Improvement Programme - Kirklees - A62 Smart Corridor (Combined Authority)	£0.00	£0.00	£0.00	£-103,425.05	£0.00	£0.00	£103,425.05	£103,425.05		£0.00
	Corridor Improvement Programme - Kirklees - A629 - Fenay Lane	£0.00	£7,500,000.00	£600,000.00	£0.00	£0.00	£0.00	£0.00	£0.00	Green	£0.00
	Corridor Improvement Programme - Kirklees - Holmfirth Town Centre	£4,900,000.00	£3,970,000.00	£890,000.00	£250,000.00	£250,000.00	£193,136.69	£101,712.00	£294,848.69	Green/Amber	£544,848.69
	Corridor Improvement Programme - Kirklees - Holmfirth Town Centre (Combined Authority)	£0.00	£0.00	£0.00	£0.00	£0.00	£0.00	£0.00	£0.00		£0.00
	Corridor Improvement Programme - Kirklees - Huddersfield Southern Corridors	£8,200,000.00	£8,200,000.00	£2,534,000.00	£533,154.00	£500,000.00	£1,500,378.56	£257,977.00	£1,758,355.56	Amber	£2,291,509.56
	Corridor Improvement Programme - Kirklees - Huddersfield Southern Corridors (Combined Authority)	£0.00	£0.00	£0.00	£0.00	£0.00	£0.00	£0.00	£0.00		£0.00
	Corridor Improvement Programme - Leeds - A58 Roundhay Road	£0.00	£9,530,000.00	£1,259,000.00	£0.00	£0.00	£0.00	£0.00	£0.00	Green	£0.00
	Corridor Improvement Programme - Leeds - A61N Scott Hall Road	£0.00	£0.00	£0.00	£0.00	£0.00	£0.00	£0.00	£0.00	Green	£0.00
	Corridor Improvement Programme - Leeds - A660 Headingley Hills	£0.00	£825,807.00	£825,807.00	£0.00	£0.00	£0.00	£0.00	£0.00	Amber	£0.00
	Corridor Improvement Programme - Leeds - Dawsons Corner	£15,000,000.00	£14,480,000.00	£2,607,000.00	£863,291.00	£300,000.00	£293,185.00	£96,100.00	£389,285.00	Amber	£1,252,576.00
	Corridor Improvement Programme - Leeds - Dyneley Arms	£8,000,000.00	£2,480,000.00	£775,000.00	£445,892.00	£500,000.00	£161,946.00	£268,700.00	£430,646.00	Green/Amber	£876,538.00
	Corridor Improvement Programme - Leeds - Dyneley Arms (Combined Authority)	£0.00	£0.00	£0.00	£26,453.96	£0.00	£-26,453.96	£0.00	£-26,453.96		£0.00
	Corridor Improvement Programme - Leeds - Fink Hill	£950,000.00	£3,980,000.00	£919,000.00	£372,407.00	£300,003.00	£164,825.00	£75,000.00	£239,825.00	Green/Amber	£612,232.00
	Corridor Improvement Programme - Wakefield - A638 Doncaster Road	£0.00	£6,300,000.00	£560,000.00	£0.00	£0.00	£4,033.05	£70,000.00	£74,033.05	Green	£74,033.05
	Corridor Improvement Programme - Wakefield - A639 Park Road	£0.00	£570,000.00	£570,000.00	£0.00	£0.00	£3,676.63	£70,000.00	£73,676.63	Green	£73,676.63
	Corridor Improvement Programme - Wakefield - A650 Newton Bar	£4,230,000.00	£9,268,000.00	£350,165.00	£283,482.12	£2,167,610.00	£94,191.99	£99,939.27	£194,131.26	Amber	£477,613.38
	Corridor Improvement Programme - Wakefield - A650 Newton Bar (Combined Authority)	£0.00	£0.00	£0.00	£-78,682.12	£0.00	£51,173.01	£0.00	£51,173.01		£-27,509.11
	Corridor Improvement Programme - Wakefield - Owl Lane	£2,560,000.00	£54,062.36	£75,000.00	£54,062.59	£0.00	£0.00	£0.00	£0.00	Green	£54,062.59
	Corridor Improvement Programme - Wakefield - Owl Lane (Combined Authority)	£0.00	£0.00	£0.00	£0.00	£0.00	£0.00	£0.00	£0.00		£0.00
	Corridor Improvement Programme (Phase 1)	£0.00	£2,976,000.00	£8,200.00	£8,200.00	£0.00	£0.00	£0.00	£0.00		£8,200.00
	Corridor Improvement Programme (Phase 2)	£0.00	£650,000.00	£650,000.00	£280,564.00	£369,436.00	£284,321.00	£85,115.00	£369,436.00		£650,000.00
	Corridor Improvement Programme (Phase 3)	£0.00	£3,682,000.00	£0.00	£0.00	£0.00	£0.00	£0.00	£0.00		£0.00
	Glasshoughton Southern Link Road	£7,090,000.00	£5,968,000.00	£5,968,000.00	£4,327,023.07	£1,923,998.00	£819,480.16	£50,526.37	£870,006.53	Green	£5,197,029.60
	Glasshoughton Southern Link Road (Combined Authority)	£0.00	£0.00	£0.00	£972,899.31	£-1,255,920.00	£-819,480.16	£-153,419.15	£-972,899.31		£0.00
	Halifax Station Gateway	£10,600,000.00	£10,600,000.00	£2,165,000.00	£1,236,893.56	£649,110.00	£334,545.47	£0.00	£334,545.47	Green/Amber	£1,571,439.03
	Halifax Station Gateway (Combined Authority)	£0.00	£0.00	£0.00	£1,917.39	£0.00	£0.00	£0.00	£0.00		£1,917.39
	Harrogate Road - New Line	£4,920,000.00	£7,665,000.00	£7,665,000.00	£4,695,444.00	£1,928,534.00	£1,411,048.00	£456,569.00	£1,867,617.00	Green	£6,563,061.00
	Harrogate Road - New Line (Combined Authority)	£0.00	£0.00	£0.00	£3,716.78	£0.00	£0.00	£0.00	£0.00		£3,716.78
	Huddersfield Station Gateway	£0.00	£5,050,000.00	£115,000.00	£240,000.00	£240,000.00	£46,653.09	£14,109.00	£60,762.09	Amber	£175,762.09
	Huddersfield Station Gateway (Phase 1) (Combined Authority)	£0.00	£0.00	£0.00	£599.05	£0.00	£-46,653.09	£0.00	£-46,653.09		£-46,054.04
	Huddersfield Station Gateway (Phase 2)	£0.00	£5,000,000.00	£22,385.00	£34,214.00	£8,000.00	£373.00	£0.00	£373.00	Amber/Red	£34,587.00
	Huddersfield Station Gateway (Phase 2) (Combined Authority)	£0.00	£0.00	£0.00	£18,415.52	£0.00	£-373.00	£0.00	£-373.00		£18,042.52
	Leeds City Centre Network and Interchange Package	£36,500,000.00	£26,300,000.00	£5,274,000.00	£2,619,258.00	£31,900,000.00	£675,638.00	£215,000.00	£890,638.00	Amber	£3,509,896.00
	Leeds City Centre Network and Interchange Package - Armley Gyrotory	£0.00	£40,500,000.00	£3,580,000.00	£0.00	£0.00	£205,249.00	£120,000.00	£325,249.00	Amber	£325,249.00
	Leeds City Centre Network and Interchange Package - Infirmary Street	£0.00	£8,900,000.00	£8,900,000.00	£1,680,473.00	£0.00	£2,866,745.91	£2,375,341.00	£5,242,086.91	Green/Amber	£5,734,232.91
	Leeds City Centre Network and Interchange Package - Infirmary Street (Combined Authority)	£0.00	£0.00	£0.00	£-1,680,473.00	£0.00	£1,680,473.00	£0.00	£1,680,473.00		£0.00
	Leeds City Centre Network and Interchange Package - Meadow Lane	£0.00	£0.00	£0.00	£0.00	£0.00	£0.00	£0.00	£0.00		£0.00
	Leeds City Centre Network and Interchange Package - Regent Street	£0.00	£0.00	£0.00	£0.00	£0.00	£0.00	£12,000,000.00	£12,000,000.00	Green/Amber	£12,000,000.00
	Leeds ELOR and North Leeds Outer Ring Road	£73,260,000.00	£90,330,000.00	£90,330,000.00	£37,492,403.00	£26,970,000.00	£21,558,697.00	£10,062,749.00	£31,621,446.00	Amber	£69,113,849.00
	Leeds ELOR and North Leeds Outer Ring Road (Combined Authority)	£0.00	£0.00	£0.00	£10,961,155.70	£-11,792,371.00	£-10,960,339.00	£0.00	£-10,960,339.00		£816.70
	Leeds Inland Port	£0.00	£3,170,000.00	£0.00	£0.00	£0.00	£0.00	£0.00	£0.00	Amber/Red	£0.00
	Leeds Station Gateway - Leeds Integrated Station Masterplan	£400,000.00	£400,000.00	£400,000.00	£338,691.58	£61,308.00	£21,300.00	£0.00	£21,300.00	Green	£359,991.58
	Leeds Station Gateway - New Station Street	£1,590,000.00	£2,120,000.00	£2,120,000.00	£1,918,684.52	£19,000.00	£307.87	£0.00	£307.87	Green	£1,918,992.39
	M62 Junction 24A	£18,510,000.00	£59,846.00	£70,000.00	£52,679.00	£0.00	£0.00	£0.00	£0.00	Amber	£52,679.00

SEP Priority	Project Name	Original Allocation	Indicative Funding	Full Funding Approval	Cumulative Actual Spend prior to 2020/21	2020/2021					Total to 2020/21
						Agreed Annual Forecast 2020/21	Actual Spend 2020/21	Forecast Spend 2020/21	Actual & Forecast Spend 2020/21	RAG Rating	
57	Mirfield to Dewsbury to Leeds (M2D2L)	£12,510,000.00	£12,500,000.00	£535,000.00	£306,131.00	£1,850,001.00	£144,750.57	£378,249.43	£523,000.00	Amber	£829,131.00
	Mirfield to Dewsbury to Leeds (M2D2L) (Combined Authority)	£0.00	£0.00	£0.00	£9,588.24	£0.00	£0.00	£0.00	£0.00		£9,588.24
	Parking Extensions at Rail Stations (PEARS)	£0.00	£0.00	£138,000.00	£137,997.00	£0.00	£-137,997.00	£0.00	£-137,997.00	Green	£0.00
	Priority 4b - Over-programming	£0.00	£0.00	£0.00	£0.00	£0.00	£0.00	£0.00	£0.00		£0.00
	Rail Parking Package - Apperley Bridge	£1,200,000.00	£1,200,000.00	£113,100.00	£0.00	£113,100.00	£0.00	£0.00	£0.00	Amber	£0.00
	Rail Parking Package - Ben Rhydding	£2,100,537.00	£2,080,000.00	£150,000.00	£0.00	£150,000.00	£0.00	£0.00	£0.00	Amber	£0.00
	Rail Parking Package - Fitzwilliam	£700,000.00	£492,499.45	£492,499.45	£492,499.45	£0.00	£0.00	£0.00	£0.00	Green	£492,499.45
	Rail Parking Package - Fitzwilliam (Combined Authority)	£0.00	£0.00	£0.00	£0.00	£0.00	£0.00	£0.00	£0.00		£0.00
	Rail Parking Package - Garforth	£830,000.00	£1,129,278.00	£1,129,278.00	£977,458.00	£0.00	£0.00	£0.00	£0.00	Green/Amber	£977,458.00
	Rail Parking Package - Guiseley	£7,000,000.00	£6,970,000.00	£143,000.00	£0.00	£143,000.00	£16,423.00	£6,577.00	£23,000.00	Amber	£23,000.00
	Rail Parking Package - Hebden Bridge	£650,000.00	£884,445.00	£884,445.00	£191,801.93	£692,643.00	£0.00	£0.00	£0.00	Amber	£191,801.93
	Rail Parking Package - Mirfield A	£310,000.00	£220,059.31	£220,059.31	£220,059.31	£0.00	£0.00	£0.00	£0.00	Green	£220,059.31
	Rail Parking Package - Moorthorpe	£1,100,000.00	£905,551.00	£905,551.00	£125,057.00	£653,494.00	£37,520.14	£0.00	£37,520.14	Amber	£162,577.14
	Rail Parking Package - Mytholmroyd	£3,640,000.00	£3,952,000.00	£3,952,000.00	£1,057,846.00	£2,370,004.00	£2,185,722.52	£708,431.48	£2,894,154.00	Green/Amber	£3,952,000.00
	Rail Parking Package - Normanton	£1,440,000.00	£2,314,000.00	£2,314,000.00	£0.00	£1,440,000.00	£0.00	£0.00	£0.00	Amber	£0.00
	Rail Parking Package - Outwood	£1,100,000.00	£1,540,000.00	£210,000.00	£126,531.10	£549,857.00	£57,510.86	£45,992.38	£103,503.24	Amber	£230,034.34
	Rail Parking Package - Outwood (Combined Authority)	£0.00	£0.00	£0.00	£-50,228.11	£0.00	£50,228.11	£0.00	£50,228.11		£0.00
	Rail Parking Package - Shipley	£2,550,000.00	£2,550,000.00	£0.00	£0.00	£300,000.00	£0.00	£0.00	£0.00	Amber	£0.00
	Rail Parking Package - South Elmsall	£610,000.00	£604,604.00	£604,604.00	£604,604.00	£0.00	£0.00	£0.00	£0.00	Green	£604,604.00
	Rail Parking Package - Steeton and Silsden	£2,530,000.00	£4,630,800.00	£4,630,800.00	£0.00	£0.00	£3,665.68	£0.00	£3,665.68	Amber	£3,665.68
	Rail Parking Package (Phase 1)	£0.00	£2,922,563.00	£1,701,000.00	£1,310,560.33	£270,190.00	£128,550.59	£270,194.00	£398,744.59	Green	£1,709,304.92
	Rail Parking Package (Phase 2)	£0.00	£23,330,000.00	£2,016,000.00	£118,033.87	£177,496.00	£3,706.00	£0.00	£3,689.00	Amber/Red	£121,722.87
	South East Bradford Access Road	£46,310,000.00	£46,300,000.00	£1,304,000.00	£203,877.00	£136,568.00	£122,310.00	£35,538.00	£157,848.00	Green/Amber	£361,725.00
	South East Bradford Access Road (Combined Authority)	£0.00	£0.00	£0.00	£4,375.12	£0.00	£0.00	£0.00	£0.00		£4,375.12
	Thorpe Park Station	£10,060,000.00	£10,050,000.00	£500,000.00	£286,967.67	£0.00	£2,992.06	£0.00	£2,992.06	Amber/Red	£289,959.73
	Transformational - A6120 Leeds Northern Outer Ring Road Improvements	£0.00	£392,500.00	£392,500.00	£202,528.00	£189,972.00	£65,566.00	£124,406.00	£189,972.00	Green	£392,500.00
	Transformational - Bradford Interchange Station Gateway (Phase 2)	£0.00	£512,000.00	£512,000.00	£71,956.00	£21,136.00	£68,980.00	£0.00	£68,980.00	Green	£140,936.00
	Transformational - Bradford Interchange Station Gateway (Phase 2) (Combined Authority)	£0.00	£0.00	£0.00	£0.00	£0.00	£0.00	£0.00	£0.00		£0.00
	Transformational - Bradford Transport Model	£0.00	£367,000.00	£367,000.00	£0.00	£0.00	£0.00	£0.00	£0.00	(blank)	£0.00
	Transformational - Kirklees Transport Model	£167,000.00	£167,000.00	£167,000.00	£133,050.16	£33,950.00	£33,949.84	£0.00	£33,949.84	Green/Amber	£167,000.00
	Transformational - LCR Inclusive Growth Corridor Plans	£0.00	£2,430,000.00	£2,395,000.00	£1,208,291.18	£800,000.00	£503,113.99	£303,400.01	£806,514.00	Amber	£2,014,805.18
	Transformational - Leeds Transport Model	£0.00	£500,000.00	£500,000.00	£0.00	£0.00	£188,275.00	£137,855.00	£326,130.00	Amber	£326,130.00
	Transformational - NE Calderdale Transformational Programme Study	£0.00	£400,000.00	£400,000.00	£258,815.00	£141,185.00	£22,294.00	£23,882.00	£46,176.00	Amber	£304,991.00
	Transformational - North Kirklees Orbital Route Feasibility Study	£0.00	£248,000.00	£248,000.00	£202,043.00	£45,957.00	£4,853.00	£41,104.00	£45,957.00	Green/Amber	£248,000.00
	Transformational - North Kirklees Orbital Route Feasibility Study (Combined Authority)	£0.00	£0.00	£0.00	£9,588.24	£0.00	£0.00	£0.00	£0.00		£9,588.24
	Transformational - Programme	£0.00	£2,304,500.00	£0.00	£0.00	£0.00	£0.00	£0.00	£0.00		£0.00
	Transformational - South Featherstone Link Road Feasibility Study	£284,000.00	£284,000.00	£284,000.00	£284,000.00	£80,941.00	£-87,569.68	£0.00	£-87,569.68	Green/Amber	£196,430.32
	Transformational - South Featherstone Link Road Feasibility Study (Combined Authority)	£0.00	£0.00	£0.00	£-58,171.50	£0.00	£0.00	£80,941.11	£80,941.11		£22,769.61
	Transformational - West Yorkshire Mass Transit	£0.00	£4,600,000.00	£2,041,000.00	£0.00	£0.00	£0.00	£436,600.00	£436,600.00	Green	£436,600.00
	Transformational - York Northern Outer Ring Road Dualing Feasibility Study	£300,000.00	£295,000.00	£295,000.00	£295,000.00	£0.00	£0.00	£0.00	£0.00	Green	£295,000.00
	Transforming Cities Fund Development Funding	£0.00	£3,000,000.00	£3,000,000.00	£1,263,273.56	£0.00	£-731,375.88	£-531,897.68	£-1,263,273.56	Green/Amber	£0.00
	Wakefield City Centre Package (Phase 1) - Kirkgate	£5,400,000.00	£5,556,000.00	£5,556,000.00	£5,556,000.00	£0.00	£0.00	£0.44	£0.44	Green	£5,556,000.44
	Wakefield City Centre Package (Phase 1) - Kirkgate (Combined Authority)	£0.00	£0.00	£0.00	£0.00	£0.00	£0.00	£0.00	£0.00		£0.00
	Wakefield City Centre Package (Phase 2) - Ings Road	£3,360,000.00	£4,530,000.00	£270,000.00	£106,758.25	£603,200.00	£23,698.87	£30,000.00	£53,698.87	Green	£160,457.12
	Wakefield City Centre Package (Phase 2) - Ings Road (Combined Authority)	£0.00	£0.00	£0.00	£23,804.57	£0.00	£-20,862.48	£0.00	£-20,862.48		£2,942.09
	Wakefield Eastern Relief Road	£29,400,000.00	£37,593,000.00	£37,593,000.00	£36,386,191.17	£11,500.00	£1,206,808.80	£0.00	£1,206,808.80	Green	£37,592,999.97
	Wakefield Eastern Relief Road (Combined Authority)	£0.00	£0.00	£0.00	£1,692.20	£0.00	£-1,692.20	£0.00	£-1,692.20		£0.00
	West Yorkshire Integrated UTM	£7,260,000.00	£450,000.00	£450,000.00	£328,240.00	£87,490.00	£70,507.00	£51,253.00	£121,760.00	Amber	£450,000.00
	West Yorkshire Integrated UTM (Combined Authority)	£0.00	£0.00	£0.00	£0.00	£0.00	£0.00	£0.00	£0.00		£0.00
	West Yorkshire Integrated UTM (Phase A) - Bradford	£0.00	£632,157.00	£632,157.00	£340,029.00	£292,128.00	£275,724.00	£16,404.00	£292,128.00	Green	£632,157.00
	West Yorkshire Integrated UTM (Phase A) - Calderdale	£0.00	£351,424.00	£351,424.00	£0.00	£267,560.00	£0.00	£42,557.00	£42,557.00	Green/Amber	£42,557.00
	West Yorkshire Integrated UTM (Phase A) - Kirklees	£0.00	£586,954.00	£586,954.00	£204,621.00	£382,333.00	£86,578.55	£195,754.45	£282,333.00	Green	£486,954.00
	West Yorkshire Integrated UTM (Phase A) - Leeds	£0.00	£1,513,539.00	£1,513,539.00	£66,104.00	£1,147,430.00	£65,349.00	£299,089.00	£364,438.00	Green/Amber	£430,542.00
	West Yorkshire Integrated UTM (Phase A) - Wakefield	£0.00	£759,804.00	£759,804.00	£0.00	£670,920.00	£122,166.58	£266,053.16	£388,219.74	Green	£388,219.74
	West Yorkshire Integrated UTM (Phase A) - Wakefield (Combined Authority)	£0.00	£0.00	£0.00	£75,000.00	£0.00	£-75,000.00	£0.00	£-75,000.00		£0.00
	West Yorkshire Integrated UTM (Phase B)	£0.00	£1,225,000.00	£1,225,000.00	£131,000.00	£1,094,000.00	£229,718.00	£300,282.00	£530,000.00	Green/Amber	£661,000.00
	West Yorkshire Integrated UTM (Phase B2)	£0.00	£917,000.00	£917,000.00	£0.00	£0.00	£0.00	£0.00	£0.00	Green/Amber	£0.00

SEP Priority	Project Name	Original Allocation	Indicative Funding	Full Funding Approval	Cumulative Actual Spend prior to 2020/21	2020/2021					Total to 2020/21
						Agreed Annual Forecast 2020/21	Actual Spend 2020/21	Forecast Spend 2020/21	Actual & Forecast Spend 2020/21	RAG Rating	
	West Yorkshire Integrated UTMG (Phase C)	£0.00	£1,203,000.00	£1,203,000.00	£0.00	£0.00	£156,548.00	£230,000.00	£386,548.00		£386,548.00
	West Yorkshire Plus Transport Fund Delivery	£0.00	£0.00	£0.00	£3,593,257.87	£0.00	£283,366.25	£85,000.00	£368,366.25	Green	£3,961,624.12
	York Central Access Road and Station Access Improvements	£27,000,000.00	£37,320,000.00	£3,280,000.00	£2,427,909.00	£2,000,001.00	£163,379.47	£3,040,000.00	£3,203,379.47	Green/Amber	£5,631,288.47
	York City Centre Access Improvements	£7,200,000.00	£8,100,000.00	£355,000.00	£0.00	£0.00	£0.00	£0.00	£0.00		£0.00
	York Northern Outer Ring Road	£37,600,000.00	£2,450,000.00	£2,450,000.00	£2,450,000.00	£490,000.00	£858,577.71	£450,000.00	£1,308,577.71	Green/Amber	£3,758,577.71
	York Northern Outer Ring Road - Future Phases	£0.00	£26,303,419.00	£0.00	£0.00	£500,000.00	£0.00	£0.00	£0.00	Green/Amber	£0.00
	York Northern Outer Ring Road - Phase 1 (Wetherby Road)	£0.00	£3,865,581.00	£3,865,581.00	£3,852,365.00	£13,216.00	£0.00	£0.00	£0.00	Green	£3,852,365.00
	York Northern Outer Ring Road - Phase 2 (Monks Cross)	£0.00	£3,585,000.00	£3,585,000.00	£142,341.00	£0.00	£0.00	£0.00	£0.00	Amber	£142,341.00
	York Northern Outer Ring Road - Phase 2 (Monks Cross) (Combined Authority)	£0.00	£0.00	£0.00	£2,257,659.00	£0.00	£0.00	£0.00	£0.00		£2,257,659.00
	York Northern Outer Ring Road - Phase 3	£0.00	£2,174,000.00	£0.00	£0.00	£0.00	£0.00	£0.00	£0.00	Green/Amber	£0.00
	York Northern Outer Ring Road (Combined Authority)	£0.00	£0.00	£0.00	£0.00	£0.00	£858,577.71	£450,000.00	£1,308,577.71		£858,577.71
Grand Total		£934,509,145.00	£1,114,440,492.29	£330,744,733.76	£181,091,787.85	£89,701,488.00	£38,527,895.42	£44,526,049.99	£83,054,328.41		£263,407,789.26

## Growth Deal Dashboard

LEP Name Leeds City Region LEP

This Quarter: Q3\_2021



Deliverables Progress								
	This Quarter	15-17	17-18	18-19	19-20	20-21	21-25	Total
<b>Housing</b>								
Houses Completed	572	0	254	62	91	349	-	1,269
Forecast for year	349	0	254	62	91	349	-	2,728
Progress towards forecast	164%	-	100%	100%	100%	164%	-	37%
<b>Jobs</b>								
Jobs Created	299	2,004	24,315	1,594	3,704	569	-	32,785
Apprenticeships Created*	9	18	23	88	43	9	-	181
Jobs including Apprenticeships	308	2,022	24,338	1,682	3,747	578	-	32,966
Forecast for year	2,145	2,022	24,338	1,683	3,747	2,145	4,342	36,877
Progress towards forecast	14%	100%	100%	100%	100%	27%	0%	80%
* Apprenticeships included within jobs totals prior to 2017								
<b>Skills</b>								
Area of new or improved floorspace (m <sup>2</sup> )	0	29,467	17,038	4,486	5,200	0	-	56,191
Forecast for year	3,600	29,467	17,038	4,486	5,200	3,600	-	59,911
Progress towards forecast	0%	100%	100%	100%	100%	0%	-	94%
<b>Number of New Learners Assisted</b>	0	0	0	0	255	0	-	255
Forecast for year	2,593	0	0	0	255	2,563	3,344	6,092
Progress towards forecast	0%	-	-	-	100%	0%	-	4%
<b>Transport</b>								
Length of Road Resurfaced	0	0.0	0.0	2.5	0.0	0.0	-	2.5
Length of Newly Built Road	1	0.0	7.5	0.0	0.0	1.9	-	9.3
Length New Cycle Ways	0	0.0	0.0	19.0	0.4	1.3	-	20.7

Project Name	Previous Quarter Q2_2021	Project RAG Ratings This Quarter Q3_2021	Project Name	Previous Quarter Q2_2021	This Quarter Q3_2021
Business Growth Programme	AG	AG	Bradford Orion	AG	AG
Shapley College Mill	AG	AG	Wakefield Civic Quarter	AG	AG
Leeds City College Printworks	AG	AG	Kirkstall College Learning Village	AG	AG
Calderdale College	AG	AG	York Guildhall	AG	AG
Kirkstall College	AG	AG	Leeds City College Quarry Hill	AG	AG
Resource Efficiency Fund	AG	AG	WYCA Delivery Costs	AG	AG
Energy Accelerator	AG	AG	Mytholmroyd Flood Alleviation (GD3)	AG	AG
Wakefield Eastern Relief Road	AG	AG	Leeds Flood Alleviation Scheme (FAS1)	AG	AG
East Leeds Housing Growth - Red Hall	AG	AG	Shipton Flood Alleviation Scheme	AG	AG
East Leeds, Brownfield Sites	AG	AG	South Emsall Rail Car Parking Extension	AG	AG
Halifax Town Centre (Northgate House)	AG	AG	Rail Parking Programme - Fitzwilliam	AG	AG
York Central	AG	AG	Rail Parking Package - Hudson Bridge	AG	AG
One City Park, Bradford	AG	AG	Leeds Station Gateway - New station Street	AG	AG
Barnsley Town Centre	AG	AG	Leeds ELOR and North Leeds Outer Ring Road	AG	AG
Kirkstall Housing sites	AG	AG	West Yorkshire LTRAC (formerly HREP) PROG	AG	AG
Bath Road, Leeds	AG	AG	Rail Parking Package - Mytholmroyd	AG	AG
Aire Valley Park and Ride	AG	AG	Rail Parking Package - Shapley	AG	AG
Wakefield College	AG	AG	Rail Parking Package - Stelston and Sildon	AG	AG
Seaby College	AG	AG	Rail Parking Package - Mirfield	AG	AG
Shapley College Salt Building	AG	AG	Rail Parking Package - Normanton	AG	AG
Bradford College	AG	AG	Bradford Interchange Station Gateway	AG	AG
AG29 Phase 1a	AG	AG	Bradford FS Station Gateway	AG	AG
AG29 Phase 2	AG	AG	A650 Tong Street	AG	AG
Wakefield Phase 1 Kirkstall	AG	AG	SE Bradford Access Rd	AG	AG
Access to Capital Grants Programme	AG	AG	Bradford to Shapley Corridor	AG	AG
Huddersfield Incubation & Innovation Programme	AG	AG	A650 Hand Ings Road - Phase 1: Hand Ings Road	AG	AG
Leeds University Innovation Centre	AG	AG	Harrrogate Road / New Line	AG	AG
Leeds College of Building	AG	AG	Halifax Station Gateway	AG	AG
Leeds District Heat Network	AG	AG	A641 Bradford - Huddersfield Corridor	AG	AG
Tackling Fuel Poverty (Phases 1,2,3 & 4)	AG	AG	AG29 Phase 1b: Elland Wood Bottom to Jubilee P	AG	AG
			AG29 Phase 4, Anley Top	AG	AG
			Huddersfield Station Gateway Phase 1	AG	AG
			A653 Leeds to Dewsbury Corridor (M2DCL)	AG	AG
			M62 Junction 24a	AG	AG
			AG29 Phase 5 - Anley Top into Huddersfield	AG	AG
			AG2 and AG44 Corridors incorporating Cooper b	AG	AG
			Leeds Station Gateway - Yorkshire Hub	AG	AG
			Thorp Park Station	AG	AG
			A65-LBA Link Road	AG	AG
			A6110 Leeds Outer Ring Rd	AG	AG
			Leeds City Centre Network and Interchange Pa	AG	AG
			Castleford Station Gateway	AG	AG
			Wakefield City Centre Package Phase 2 Ings Roa	AG	AG
			Glasborough Southern Link Road	AG	AG
			Castleford Growth Corridor Scheme	AG	AG
			CIP - Phase 1 - Leeds Park Hill	AG	AG
			CIP - Phase 1 - Leeds Densley Arms	AG	AG
			CIP - Phase 1 - Leeds Dawson Corner	AG	AG
			CIP - Phase 1 - Kirkstall Holmfield Town Centre	AG	AG
			CIP - Phase 1 - Kirkstall Huddersfield Southern G	AG	AG
			CIP - Phase 1 - Kirkstall AG2 Smart Corridor	AG	AG
			CIP - Phase 1 - Calderdale ASB/AG2 Corridor	AG	AG
			CIP - Phase 1 - Calderdale AS46/AG233 Corridor	AG	AG
			CIP - Phase 1 - Bradford A6117 ORR/Toller Lane	AG	AG
			CIP - Phase 1 - Bradford A6177 ORR/Creat Hunt	AG	AG
			CIP - Phase 1 - Wakefield AG50 Newton Bar	AG	AG
			Rail Park and Ride (Phase 1) Programme	AG	AG
			Rail Park and Ride (Phase 2) Programme	AG	AG
			Rail Park & Ride (Phase 2) - Apperley Bridge	AG	AG
			Rail Park & Ride (Phase 2) - Guiseley	AG	AG
			Rail Park & Ride (Phase 2) - Moorhorpe	AG	AG
			Rail Park & Ride (Phase 2) - Outwood	AG	AG
			Calder Valley Line Elland Station	AG	AG
			York Central Access	AG	AG
			York Northern Outer Ring Road	AG	AG
			Corridor Improvement Programme (formerly HEB	AG	AG

Growth Deal Performance
A/G

Area lead comments

Financial Progress								
LGP Award	2015-16 (£68,266,363)	2016-17 £127,657,838	17-18 £72,228,329	18-19 £74,349,287	19-20 £73,810,320	20-21 £100,338,062	Total £516,350,138	
<b>LGP Outturn</b>	<b>This Quarter</b>	<b>15-17</b>	<b>17-18</b>	<b>18-19</b>	<b>19-20</b>	<b>20-21</b>	<b>Total</b>	
Actual	£ 33,576,203	£ 122,828,742	£ 90,532,441	£ 91,799,121	£ 71,157,310	£ 61,432,478	£ 437,785,882	
Forecast for year	£ 138,441,277	£ 122,828,742	£ 90,532,441	£ 91,799,121	£ 71,157,310	£ 130,441,277	£ 506,758,891	
Progress towards forecast	26%	100%	100%	100%	100%	47%	86%	
<b>LGP Expenditure</b>	<b>This Quarter</b>	<b>15-17</b>	<b>17-18</b>	<b>18-19</b>	<b>19-20</b>	<b>20-21</b>	<b>Total</b>	
Actual	£ 38,226,037	£ 112,974,336	£ 82,284,182	£ 94,889,903	£ 70,421,607	£ 74,252,165	£ 434,822,183	
Forecast for year	£ 146,188,864	£ 112,974,336	£ 82,284,182	£ 94,889,903	£ 70,421,607	£ 146,188,864	£ 506,758,891	
Progress towards forecast	24%	100%	100%	100%	100%	51%	86%	
<b>Non-LGP Expenditure</b>	<b>This Quarter</b>	<b>15-17</b>	<b>17-18</b>	<b>18-19</b>	<b>19-20</b>	<b>20-21</b>	<b>Total</b>	
Actual	£ 19,359,534	£ 172,939,958	£ 169,338,604	£ 138,934,700	£ 130,412,978	£ 23,024,774	£ 694,681,814	
Forecast for year	£ 248,174,356	£ 172,939,958	£ 169,338,604	£ 138,934,700	£ 130,412,978	£ 248,174,356	£ 915,869,597	
Progress towards forecast	4%	100%	100%	100%	100%	9%	76%	
<b>Total LGP + non-LGP Expenditure</b>	<b>This Quarter</b>	<b>15-17</b>	<b>17-18</b>	<b>18-19</b>	<b>19-20</b>	<b>20-21</b>	<b>Total</b>	
Actual	£ 24,867,363	£ 285,914,294	£ 251,622,787	£ 233,824,603	£ 200,534,585	£ 97,276,939	£ 1,129,473,208	
Forecast for year	£ 394,363,228	£ 285,914,294	£ 251,622,788	£ 233,824,603	£ 200,534,585	£ 394,363,228	£ 1,426,559,486	
Progress towards forecast	6%	+100%	+100%	+100%	+100%	+25%	78%	

Contractual Commitments (manual entry)	15-17	17-18	18-19	19-20	20-21	Total
Forecast	£ 204,547,946	£ 102,967,879	£ 98,580,817	£ 117,375,758	£ 32,877,800	£ 516,350,000
Actual	£ 204,547,946	£ 102,967,879	£ 98,580,817	£ 117,375,758	£ 32,877,800	£ 516,350,000
Variance	+0%	+0%	+0%	+0%	+0%	+0%

**Commentary**

The LCR LGP programme is progressing well, with expenditure to date exceeding the forecast submitted in the LGP review in June 2020. In quarters 1-3 there has been expenditure of £74.25 million against a forecast of £55.10 million. Where projects are noted as Red and Amber/Red, and could impact on spend in the year, action has been taken to mitigate against possible underpend through additional spend on other projects.

The following projects have been identified as red or amber/red. These do not affect the forecast LGP spend for Economic Development which remains overprogrammed:

Red (LGP/LE/16) LCR M62 E2 Sites - Calderdale Office Business Park - Significant delay due to late appointment of EDC consultants. (LGP/LE/17) LCR M62 E2 Sites - Wakefield LANGTHWAITE B Business Park Extension - There is significant pressure on completing site de-risking works by 31 March 2021. (LGP/LE/18) CCAG Centre - Accessibility issues identified on Huddersfield Narrow Canal element. The HNC project will be separated out as so not to delay Leeds Liverpool development. (LGP/LE/19) Resource Efficiency Fund 40 for B2 - Project delayed by COVID-19 although now getting back underway, unlikely to spend full LGP allocation. (LGP/LE/20) Bradford Heritage Buildings - High Prior - Any delay to starting on site during Q4 could delay up to £1.1m spend. (LGP/LE/24) Business Expansion Fund - limited time for projects to come forward and complete by March 2021. Any delays in business spend could impact ability to claim grants awarded by 31 March 2021.

The following projects have been identified as red or amber/red but these only have impact on the transport fund allocations, not LGP:

Red (LGP/LE/78) AG2 and AG44 Corridors incorporating Cooper bridge - Project delayed due to a decision not to pursue any options which impact the ancient woodland resulting in need for new options to be developed.

Amber/Red (LGP/LE/36) Leeds Inner Port - Project requires additional funding in order to progress, this is not available through the Transport Fund at this time. Project Sponsor now seeking another source of match. (LGP/LE/79) Thorpe Park Station - Current estimated cost exceeds indicative allocation.

**Section 151 Officer Approved**

Name: Angela Taylor

Signature:

Date: 18 February 2021

**LEP Chair Approved**

Name: Roger Marsh OBE DL

Signature:

Date: 19 February 2021

## Growth Deal Dashboard

South Featherstone Link Rd - Feasibility Study	AG	AG
Kirkstall - North Kirkstall Orbital Route - Feasibility Study	AG	AG
York Northern Outer Ring Road Duxford - Feasibility Study	AG	AG
New Bolton Woods	AG	AG
Business Expansion Fund - Strategic Inward Investment	AG	N/A
Digital Sector Soft Landing Scheme	AG	AG
Leeds City Region M62 Enterprise Zone sites	AG	A
Leeds Aire Valley Enterprise Zone	AG	AG
Bradford Interchange Station Gateway - Phase 2	AG	AG
WYCA Growth Deal Management & Monitoring	AG	AG
Corridor Improvement Programme (Phase 2)	AG	AG
Corridor Improvement Programme (Phase 3)	AG	AG
Wyke Beck Valley Flood Alleviation	AG	AG
York Northern Outer Ring Road - Phase 1 (Wetherby)	AG	AG
CIP - Phase 1 - Wakefield Owl Lane	AG	AG
CIP - Phase 1 - Bradford A6177 Great Horton Road	AG	AG
Seach Hill, Halifax	AG	A
Natural Flood Management - Colne & Calder	A	AG
Natural Flood Management - Upper Aire	AG	AG
Rail Parking Package - Garforth	AG	AG
Dewsbury Riverside	NR	AG
York Northern Outer Ring Road - Phase 2 (Moor)	AG	A
York Northern Outer Ring Road - Phase 3	AG	AG
Transformational - NE Calderdale Transformation	A	A
Transformational - LCR Inclusive Growth Corridor	A	A
City Connect Phase 3	AG	AG
Institute for High Speed Rail and System Integration	NR	A
Bradford Heritage Buildings - Conditioning Houses	AG	AG
Wakefield City Centre - South East Gateway	AG	N/A
Huddersfield Station Gateway Phase 2	A	A
A629 (Phase 2) - Halifax Bus Station	AG	AG
Leeds Inland Port	NR	NR
Transformational - A6120 Leeds Northern Outer Ring Road	AG	AG
Leeds Flood Alleviation Scheme (FAS2)	AG	AG
Transformational - Kirkstall Transport Model	AG	AG
LCR M62 EZ Sites - Bradford GAIN LANE/ Thorncliffe	AG	AG
LCR M62 EZ Sites - Calderdale Clifton Business Park	NR	NR
West Yorkshire UTMIC (formerly HNEPI) Phase A	AG	AG
West Yorkshire UTMIC (formerly HNEPI) Phase A	AG	AG
LCR M62 EZ Sites - Bradford PARRY LANE	AG	AG
LCR M62 EZ Sites - Bradford STAFFGATE Lane	AG	AG
LCR M62 EZ Sites - Wakefield LANGTHWAITE	AG	NR
LCR M62 EZ Sites - Wakefield SOUTH KIRKBY	AG	AG
Flood Alleviation Brighouse and Clifton	NR	AG
Flood Alleviation Hebden Bridge	AG	A
York Northern Outer Ring Road - Future Phases	NR	AG
West Yorkshire UTMIC (formerly HNEPI) Phase A	AG	AG
West Yorkshire UTMIC (formerly HNEPI) Phase A	AG	AG
West Yorkshire UTMIC (formerly HNEPI) Phase A	AG	AG
CCAG Leeds- Dewsbury Road	AG	AG
CCAG Huddersfield Town centre	AG	AG
CCAG Canals	AG	NR
CCAG Cropper Bridge Cycle	A	A
CCAG Castleford to Wakefield #4	A	A
Resource Efficiency Fund #2 Re BZ	NR	NR
Transforming Cities Fund Development Funding	AG	AG
West Yorkshire Integrated UTMIC Phase B	AG	AG
Rail Parking Package - Ben Rhydydd	A	A
Transformational - Leeds Transport Model	A	A
Wakefield South East Gateway - Kirkstall	AG	AG
Wakefield South East Gateway - Rufford Mill	AG	A
Leeds City Centre Network and Interchange Pack	A	A
Leeds City Centre Network and Interchange Pack	AG	AG
Bradford Heritage Buildings - High Point	AG	NR
Economic Development Overprogramming	AG	AG



---

**Report to:** Leeds City Region Enterprise Partnership Board (LEP Board)

**Date:** 28 April 2021

**Subject:** **Governance arrangements**

---

**Director:** Angela Taylor, Director of Corporate Services

**Author:** Caroline Allen, Head of Legal and Governance Services

---

## **1. Purpose of this report**

- 1.1 To advise the LEP Board of changes to Leeds City Council's LEP Board member and substitute member.
- 1.2 To consider a recommendation to extend both the Board and advisory group term of office of the LEP Board Member, Joanna Robinson.
- 1.3 To consider a recommendation to appoint the LEP Board member Mandy Ridyard to the Business Innovation and Growth Panel (or its successor) and to recommend such appointment to the Combined Authority.
- 1.4 To provide LEP Board members with the outcome and recommendations of the review of the current LEP Chair's final year of tenure and proposals for the recruitment of a new Chair.
- 1.5 To advise the LEP Board of proposals for changes to be made to the Combined Authority's decision-making arrangements to better reflect the changed role and responsibilities of the Authority following the appointment of a Mayor for West Yorkshire, due to be considered by the Combined Authority at its meeting on 22 April.

## **2. Information**

### Leeds City Council – Appointment

- 2.1 Following a change in leadership at Leeds City Council, the Council have provided formal notification of a change in their appointment to the LEP Board as follows:
  - Councillor James Lewis to replace Councillor Judith Blake as the LEP Board member,
  - Councillor Debra Coupar to replace Councillor James Lewis as the substitute LEP Board member.

### Board Membership

- 2.2 Joanna Robinson was appointed to the LEP Board in 2016. She serves as the Board's SME representative and as Chair of the Business Communications Group, an advisory group of the LEP Board, which coordinates effective communications between the LEP and the business community. Joanna's LEP Board term of office is shortly coming to an end, and it is proposed that this term is extended until the LEP Board Annual meeting in June 2021 as a reflection of the valuable contribution she is making to the work of the Board, the Business Communications Group and the LEP as a whole, and the importance of ensuring continuity whilst initial mayoral combined authority work is ongoing.

### Advisory Panel Membership

- 2.3 The Combined Authority currently appoints a number of advisory committees (panels) which advise both the Combined Authority and the LEP.
- 2.4 The LEP Constitution provides that the Combined Authority may appoint any member of the LEP Board to be a member of a Combined Authority panel or committee.
- 2.5 Membership of the panels includes members of the LEP Board and other private sector representatives (as well as local authority representatives from partner councils).
- 2.6 Due to a recent private sector member resignation on the Business Innovation & Growth Panel, expressions of interest have been sought from existing private sector members. To this end, an expression of interest was received from a private sector LEP Board member. The LEP Board is therefore asked to nominate the following representative to the following panel:

<b>Board Member:</b>	<b>Proposed panel appointment:</b>
Mandy Ridyard	Business Innovation & Growth Panel

### LEP Chair Review

- 2.7 The [Strengthened Local Enterprise Partnerships](#) review (2018), resulted in actions being taken to recruit new members to the LEP Board / advisory panels, and a change to the LEP's geography.
- 2.8 In February 2020, it was agreed that given the exceptional circumstances of the review and ongoing negotiations to agree a devolution deal for West Yorkshire, the current LEP Chair's tenure would be extended for up to two years to the Annual Meeting in 2022. At the end of this two-year period, the maximum nine-year term of the Chair will have been reached and a new LEP chair appointed.



- 2.9 The second year of the extended term is subject to a light-touch review in the context of the future role of LEPs and future role profile of the next LEP Chair. The terms of reference for the review were agreed at the February LEP Board. The review considered:
- the extension of the current Chair's tenure and
  - the potential future role of a new LEP Chair.
- 2.10 The review involved a mix of desk-based research and interviews / group discussions. The interviews were structured around a short set of questions which were circulated to participants in advance. Representatives from the following groups were consulted:
- West Yorkshire Chief Executives and senior Local Authority representatives
  - West Yorkshire Council Leaders
  - Private sector LEP Panel members
  - Senior Civil Servants.
- 2.11 Interviews conducted as part of the review were undertaken in the context of an uncertain period for both Leeds City Region and LEPs more generally. The future role of LEPs will not become clear until at least the outcome of the Government review is reported in summer. The impact of Covid-19 will continue to pose challenges for the region as the country emerges from restrictions. The election of a Mayor for West Yorkshire will lead to a period of transition for the LEP as new ways of working are established and new relationships built.
- 2.12 The review found widespread recognition that the LEP has performed strongly under challenging circumstances including the impact of Covid-19 and implementation of the outcomes of the Strengthening Local Enterprise Partnerships review. The LEP has continued to build on its strong reputation and has embedded the approach to tackle the climate emergency and drive inclusive growth at the heart of activities. The enhanced diversity of the LEP Board was highlighted as a strength and asset for the region.
- 2.13 The role of the current LEP Chair in driving the agenda for economic recovery while promoting a compelling narrative for the region was praised, as were the Chair's strong links locally, regionally, and nationally. The Chair was seen to have put the LEP on a strong footing on which to build for the future.
- 2.14 While there are considerable challenges ahead, there are also opportunities for the LEP to build a more partnership-based approach which draws on a diverse range of private sector members and enhances the contribution of members with deeper engagement and clearly defined roles. The full review is attached as **Appendix 1** of this report. In the light of the review findings the following recommendations are proposed:
- The LEP Chair remains in post for the remainder of the agreed tenure,

- The LEP takes a proactive role working with private sector members to engage with the Government's review of LEPs,
- Following the outcome of the Government review, work begins in partnership with local authorities, LEP Board members, and wider stakeholders on the scope and role profile for a new LEP chair, and enhanced LEP engagement from private sector members.

#### Proposals for changes to be made to the Combined Authority's decision-making arrangements

- 2.15 A report is due to be considered by the Combined Authority at its meeting on 22 April which puts forward proposals for changes to be made the Authority's formal decision-making arrangements with effect from the Authority's Annual meeting on 24 June 2021. A copy of that report and appendices is attached to this report at [Appendix 2](#) and the Board will be updated verbally on the outcome of the Combined Authority's consideration of that report.
- 2.16 Key points from the proposals of relevance for the LEP Board are as follows:
- The close alignment and partnership of the LEP Board and the Combined Authority is retained with the LEP Chair remaining as a member of the Combined Authority to provide the voice of business and the Mayor will also be a member of the LEP Board.
  - The advisory panels which currently feed into both the LEP Board and the Combined Authority are to become decision-making committees of the Combined Authority with greater responsibility and accountability (the detail of their terms of reference yet to be finalised)
  - The Inclusive Growth Panel is not to be retained as a decision-making committee, rather its work is to be embedded into the objectives and the workplans of the other committees. It is recognised that there may need to be further interim measures required to ensure that inclusive growth can be effectively embedded as proposed, and further discussions will need to be held as to the most appropriate form that should take.
  - The four thematic decision-making committees (as successors to Panels) would be chaired by a Combined Authority member who has the lead for that area and the Vice Chair for each of these would be a LEP Board member with voting rights. Current wider private sector membership would remain as non-voting members together with advisory ex office representatives.

### **3. Tackling the Climate Emergency Implications**

- 3.1 Tackling the Climate Emergency will remain a core objective of the LEP and all panels and committees will contribute towards this aim. There are no other implications arising from this report.

### **4. Inclusive Growth Implications**

- 4.1 Under proposals considered by the Combined Authority and reported here, inclusive growth will be mainstreamed as an objective for all panels and

committees, to embed this aim fully in all areas of the Combined Authority and LEP's work. It is recognised that there may need to be further interim measures required to ensure that inclusive growth can be effectively embedded as proposed and further discussions will need to be held as to the most appropriate form that should take.

## **5. Equality & Diversity Implications**

- 5.1 Work to implement the recommendations of the LEP Chair Review would be undertaken in line with the organisation's Equality and Diversity policy building on and enhancing the good practice of the Strengthened Local Enterprise Partnerships Review.

## **6. Financial Implications**

- 6.1 None arising directly from this report.

## **7. Legal Implications**

- 7.1 Appointments are subject to any potential changes to governance arrangements further to the West Yorkshire devolution deal.

## **8. Staffing Implications**

- 8.1 None.

## **9. External Consultees**

- 9.1 None.

## **10. Recommendations**

- 10.1 That the LEP Board:
- (i) Notes Leeds City Council's changed appointments to the LEP Board
  - (ii) Agrees to extend both the Board and advisory group term of office of Joanna Robinson until the Board Annual Meeting in June 2021.
  - (iii) Recommends the appointment of Mandy Ridyard to the Business Innovation & Growth Panel (or its successor committee) for consideration by the Combined Authority at its next meeting on 24 June 2021.
  - (iv) Agrees that the LEP Chair remains in post for the remainder of the agreed tenure.
  - (v) Agrees that the LEP takes a proactive role working with private sector members to engage with the Government's review of LEPs.
  - (vi) Agrees that following the outcome of the Government review, work begins in partnership with local authorities, LEP Board members, and wider

stakeholders on the scope and role profile for a new LEP Chair, and enhanced LEP engagement from private sector members.

- (vii) Considers and comments on the proposals for changes to the Combined Authority's decision making arrangements.

## **11. Background Documents**

11.1 None.

## **12. Appendices**

Appendix 1 – LEP Chair Review Full Report

[Appendix 2 – Report and Appendices to the Combined Authority on 22 April](#)



## **Leeds City Region Local Enterprise Partnership (LEP)** **Chair Review**

### **Section One: Introduction and background**

- 1.1 This report sets out the outcome and recommendations of the review of the current LEP Chair's final year of tenure and proposals for the recruitment of a new Chair. In the light of the review findings the following recommendations are proposed:
  - The LEP Chair remains in post for the remainder of the agreed tenure,
  - The LEP takes a proactive role working with private sector members to engage with the Government's review of LEPs,
  - Following the outcome of the Government review, work begins in partnership with local authorities, LEP Board members, and wider stakeholders on the scope and role profile for a new LEP chair, and enhanced LEP engagement from private sector members.
- 1.2 The [Strengthened Local Enterprise Partnerships](#) review (2018), resulted in actions being taken to recruit new members to the LEP Board / advisory panels, and a change to the LEP's geography.
- 1.3 In February 2020, it was agreed that given the exceptional circumstances of the review and ongoing negotiations to agree a devolution deal for West Yorkshire, the current LEP Chair's tenure would be extended for up to two years to the Annual Meeting in 2022. At the end of this two-year period, the maximum nine-year term of the Chair will have been reached and a new LEP chair appointed.
- 1.4 The second year of the extended term is subject to a light-touch review in the context of the future role of LEPs and future role profile of the next LEP chair. The terms of reference for the review were agreed at the February LEP Board.
- 1.5 The review considered:
  - the extension of the current Chair's tenure and
  - the potential future role of a new LEP chair.
- 1.6 The review involved a mix of desk-based research and interviews / group discussions. The interviews were structured around a short set of questions which were circulated to participants in advance (see Annex 1). Representatives from the following groups were consulted:

- West Yorkshire Chief Executives and Senior Local Authority representatives
- West Yorkshire Council Leaders
- Private sector LEP panel chairs and Board members
- Senior Civil Servants.

1.7 The remainder of this report is structured as follows:

- **Section Two:** Sets out the policy context in which the review took place,
- **Section Three:** Describes feedback from the interviews and group discussions,
- **Section Four:** Provides conclusions and recommendations for the LEP Board.

## **Section Two: Policy Context**

2.1 Background and contextual issues relating to the ongoing operating environment for the LEP and the role of the chair both in the short-term and the long-term were reviewed. The following issues were explored:

- Outcome of the Strengthened Local Enterprise Partnership review
- The future role of LEPs and upcoming Government review
- West Yorkshire Devolution Deal
- Health and economic impact of Covid-19
- LEP performance.

Each of these is addressed in more detail below.

### **Outcome of the Strengthened Local Enterprise Partnership review**

2.2 To comply with the requirements of the Local Enterprise Partnerships review, it was agreed that the Leeds City Region LEP geography would change to the districts of Bradford, Calderdale, Kirklees, Leeds, and Wakefield, while retaining the name of Leeds City Region, and strengthening collaborative arrangements across the functional economic area of the city region.

2.3 A recruitment exercise was carried out to ensure that the diversity and representation stipulations set out in the review were met. The outcome of this was the appointment of new Board and panel members to strengthen private sector membership and increase the number of women and members from Black and Minority Ethnic (BAME) backgrounds.

### **The future role of LEPs and Government review**

2.4 The [March Budget](#) provided minimal detail on the future role of LEPs. While capacity funding has been approved for 2021/22, no additional programme funding has been identified. The Budget did provide further details on the administration of the Levelling Up Fund (the replacement for Growth Deal funding) and the UK Community Renewal Fund aimed at supporting communities to pilot programmes and new approaches as the government moves towards the UK Shared Prosperity Fund. Both funds are to be

administered centrally and no formal role for LEPs was identified. While the future overall role and function of LEPs remains unknown, LEPs will no longer have responsibility for administering large capital funded projects.

- 2.5 A further Government review of LEPs was announced in the guidance released as part of the Budget:

*“We will also be working with local businesses on the future role of Local Enterprise Partnerships. We want to ensure local businesses have clear representation and support in their area, in order to drive the recovery. We will work with Local Enterprise Partnerships over the coming months, with a view to announcing more detailed plans ahead of summer recess. This will also include consideration of Local Enterprise Partnership geographies<sup>1</sup>.”*

- 2.6 Budget announcements and the LEP review coincided with the disbanding of the Industrial Strategy Council and move away from Industrial Strategy policy. A date is awaited for the publication of the Devolution White Paper which is expected to outline local organisational roles in relation to economic development.

### **West Yorkshire Devolution Deal**

- 2.7 The ‘minded to’ devolution deal agreed in March 2020, was made into law in January, with a mayoral election taking place in May. Becoming a Mayoral Combined Authority and the new powers and funding this brings will lead to a period of change for the LEP. This will have a significant impact on the role of the LEP Chair.
- 2.8 Following the mayoral election there will be a period of transition for the LEP as new ways of working are implemented and new relationships built. This transition will be taking place at the same time as the future role of LEPs is resolved (see above). Clarity of future roles and responsibilities in particular of the new LEP chair is likely to remain uncertain until the outcome of the Government review (due before the summer recess).

### **Covid-19 Pandemic**

- 2.9 The ongoing health and economic risks from Covid-19 will continue to impact on our region over the coming months. It will remain a challenging time for many businesses. Infection levels remain high relative to the UK average, and parts of West Yorkshire have been under restrictions for longer than almost anywhere else in the country.
- 2.10 There is still uncertainty in terms of the easing of economic restrictions, and the full impact of the Covid-19 pandemic on the economy. While the Government has announced a ‘roadmap’ of dates for reopening, these are dependent upon a series of conditions being met. The Budget did not provide any additional funding for Economic Recovery Plans. There is therefore a

---

<sup>1</sup> [New levelling up and community investments - GOV.UK \(www.gov.uk\)](https://www.gov.uk/government/news/new-levelling-up-and-community-investments)

need to continue engaging with Government over the coming months to make the case for the additional support required in the Region.

## **Annual Performance Review**

- 2.11 The LEP has focused on economic recovery over the last year. The coordination of the Economic Recovery Plan has been undertaken in partnership with the private sector ensuring business voices played a prominent role in development. The LEP has been able to respond flexibly to the Covid-19 pandemic adapting business support and skill provision accordingly. The LEP has maintained day-to-day activities including a full schedule of advisory panel and Board meetings via an online platform. The Annual Performance Review (APR) took place in February, highlighting the strong performance of the LEP over the previous 12 months. The APR showed that delivery is on track for Growth Deal and Getting Building Fund projects up to March 2022. The LEP Board met all Government criteria year-on-year in relation to the APR.

## **Section Three: Participant Feedback**

- 3.1 Key findings of the face-to-face and group interviews are grouped under discussion themes emerging from the interview questions.

### **LEP Performance**

- 3.2 Several participants noted that the LEP could not be reviewed against formal performance objectives at this time. In this context, participants were pleased with the performance of the LEP and the contribution it made. In a challenging year, the LEP has been able to consolidate its positive reputation with Government. Participants recognised the scale of the challenge faced including the outcome of the Strengthened Local Enterprise Partnerships review, the impact of Covid-19, and increased workload. The ability to adapt to changing circumstances and the focus on economic recovery was viewed as well managed, demonstrating an agile and flexible approach.
- 3.3 As well as responding to the challenges of Covid-19, participants were positive about the way in which inclusive growth and tackling the climate emergency continued to be embedded within the work programme of the LEP.
- 3.4 Participants welcomed the diversity of the LEP Board with increased representation of women and members from BAME backgrounds. The enhanced diversity of business background was noted as contributing to productive conversations and increased diversity of thought.
- 3.5 The role of the Chair during a challenging year was praised by many participants. This included the Chair's role on the Economic Recovery Board ensuring the LEP's representation complimented that of wider partners and added value where it could be most effective. The Chair's level of engagement, clear narrative, and attention to detail were highlighted as strengths.



- 3.6 Communicating a clear and consistent narrative for the region was identified as a strength of the LEP, the Chair was seen to play a key role ensuring that partners locally and nationally engaged with the narrative. Participants felt the Chair was able to successfully manage and effectively balance engagement with partners at the right spatial level for the issue concerned. The LEP Chair's connections including with the NP11 and Government were cited as beneficial for the region.
- 3.7 Participants recognised both the challenge and opportunity as the role of the LEP and the LEP Chair evolves within a Mayoral Combined Authority (MCA). It was agreed that clear roles and transparency of process to make the most of the devolution opportunities is needed. Embedding a strong business voice and partnership approach within MCA structures is a priority for the future.
- 3.8 It was felt that more could be done to utilise the expertise and diversity in thought of LEP Board members to influence policy development and delivery at an earlier stage. Greater engagement on activities beyond formal meetings would further strengthen the work of the LEP and maximise the benefits of business engagement and private sector expertise.
- 3.9 Being able to build on the agile approach demonstrated in response to the continued disruption of Covid-19 is likely to be an ongoing challenge. Key sectors of the economy will face difficulties as the region emerges from restrictions and new ways of working will need to be understood and responded to by the LEP.
- 3.10 Participants highlighted key policy agendas of the LEP presenting challenges in both the short and long-term reflecting future trends and responding to current events. Tackling the climate emergency will require new ways of thinking and adjustments in delivery to meet the ambitious targets for carbon reduction. New ways of approaching digital infrastructure and transport will also be required and these issues will need to be understood in the context of the LEPs agenda to drive inclusive growth.
- 3.11 The current Chair was seen to have built a strong legacy with important links at local, regional, and national level. Building on this legacy and continuing to step-up the diversity of the LEP Board and empowering its members to effectively shape agendas should be central to the role of the new LEP Chair. The role should facilitate a strong partnership approach, ensuring more individual engagement from LEP members building stronger links into the business community, working with politicians across parties, and forging strong links to the Mayor. Participants emphasised the need for a transition period and handover to utilise the expertise of the current Chair.
- 3.12 Given the ongoing uncertainty in Government policy and the multiple challenges of climate change, Brexit, and post-pandemic impacts, recruiting a new Chair who can take an agile and flexible approach to the role was cited as important. A Chair with relevant expertise to enable impact on the climate emergency and inclusive growth agenda was also raised as key.

- 3.13 It was agreed that the role of the new chair will be more clearly defined following the outcome of the Government's LEP review (see above) and a recruitment process should be kept on hold until then. Building on private sector members desire to make a difference to the region through expanded and deeper engagement with LEP activities, an agreed remuneration package for the new chair is likely to reflect a sharing of responsibility and broader engagement of LEP Board members. It was acknowledged that the Chair's role profile and remuneration would be looked at again with several private sector members noting that remuneration was not a key driver for participation.

#### **Section 4: Conclusion and Recommendations**

- 4.1 Interviews conducted as part of the review were undertaken in the context of an uncertain period for both Leeds City Region and LEPs more generally. The future role of LEPs will not become clear until the outcome of the Government review is reported in summer. The impact of Covid-19 will continue to pose challenges for the region as we emerge from restrictions. The election of a Mayor for West Yorkshire will lead to a period of transition for the LEP as new ways of working are established and new relationships built.
- 4.2 The review found widespread recognition that the LEP has performed strongly under challenging circumstances including the impact of Covid-19 and implementation of the outcomes of the Strengthening Local Enterprise Partnerships review. The LEP has continued to build on its strong reputation and has embedded the approach to tackle the climate emergency and drive inclusive growth at the heart of activities. The enhanced diversity of the LEP Board was highlighted as a strength and asset for the region.
- 4.3 The role of the current LEP Chair in driving the agenda for economic recovery while promoting a compelling narrative for the region was praised. As were the Chair's strong links locally, regionally, and nationally. The Chair was seen to have put the LEP on a strong footing on which to build for the future.
- 4.4 While there are considerable challenges ahead, there are also opportunities for the LEP to build a more partnership-based approach which draws on a diverse range of private sector members and enhances the contribution of members with deeper engagement and clearly defined roles.
- 4.5 In the light of the review findings the following recommendations are proposed:
- The LEP Chair remains in post for the remainder of the agreed tenure,
  - The LEP takes a proactive role working with private sector members to engage with the Government's review of LEPs,
  - Following the outcome of the Government review, work begins in partnership with local authorities, LEP Board members, and wider stakeholders on the scope and role profile for a new LEP chair and enhanced engagement from private sector members.

## **Annexe One**

### **Interview Questions**

**Discussion questions shared with participants in advance.**

#### **Looking back**

1. How do you view the LEP's performance over the past year?
2. How do you view the role of the Chair within this?
3. What do you consider to be the key strength of the LEP?

#### **Looking forward**

4. What do you consider to be the challenges confronting the LEP over the coming year?
5. How will the ongoing impact of the Covid-19 pandemic impact on the Chair's role in both the short and long-term?
6. How will the move to becoming a Mayoral Combined Authority / arrival of a Mayor / Gov't review of LEPs impact on the Chair's role in both the short and long-term?

This page is intentionally left blank

## **MINUTES OF THE MEETING OF THE WEST YORKSHIRE COMBINED AUTHORITY HELD REMOTELY ON TUESDAY, 9 MARCH 2021**

---

### **Present:**

Councillor Susan Hinchcliffe (Chair)	Bradford Council
Councillor Tim Swift MBE (Deputy Chair)	Calderdale Council
Councillor Andy D'Agorne (Substitute)	York Council
Councillor James Lewis	Leeds City Council
Councillor Stewart Golton	Leeds City Council
Councillor Denise Jeffery	Wakefield Council
Councillor Steven Leigh MBE	Calderdale Council
Roger Marsh OBE DL	Leeds City Region Local Enterprise Partnership
Councillor Shabir Pandor	Kirklees Council
Councillor Rebecca Poulsen	Bradford Council

### **In attendance:**

Councillor Kim Groves	Chair, Transport Committee
Councillor Peter Harrand	Chair, Overview & Scrutiny Committee
Dr Declan Hall	Independent Remuneration Panel
Ben Still	West Yorkshire Combined Authority
Caroline Allen	West Yorkshire Combined Authority
Brian Archer	West Yorkshire Combined Authority
Melanie Corcoran	West Yorkshire Combined Authority
Dave Pearson	West Yorkshire Combined Authority
Alan Reiss	West Yorkshire Combined Authority
Angela Taylor	West Yorkshire Combined Authority
Ian Smyth	West Yorkshire Combined Authority
Sarah Bowes	West Yorkshire Combined Authority
Alexander Clarke	West Yorkshire Combined Authority
Khaled Berroum	West Yorkshire Combined Authority
Ruth Chaplin	West Yorkshire Combined Authority

### **92. Chair's Comments**

On behalf of the Combined Authority, the Chair congratulated Councillor James Lewis on becoming Leader of Leeds City Council and welcomed him to the meeting.

**93. Apologies for Absence**

Apologies for absence were received from Councillor Keith Aspden.

**94. Declarations of Disclosable Pecuniary Interests**

There were no pecuniary interests declared by Members at the meeting.

**95. Exclusion of the Press and Public**

There were no items on the agenda that required the exclusion of the press and public.

**96. Minutes of the Meeting of the Combined Authority held on 4 February 2021**

**Resolved:** That the minutes of the meeting of the West Yorkshire Combined Authority held on 4 February 2021 be approved.

**97. Covid-19 and Economic Recovery**

The Combined Authority considered a report of the Director, Policy, Strategy and Communications on COVID-19 and Economic Recovery.

The report provided an update on the work being undertaken to support the region to respond to COVID-19 and the development of products and services in response to the economic impacts of the pandemic.

Members discussed and noted the implications of the recent Budget which had included additional business support measures and welcomed the announcement that the UK's first infrastructure bank will be based in Leeds.

The Authority discussed and endorsed the Economic Recovery Plan attached at Appendix 1 which had been refreshed in light of the further impacts the pandemic had had on the economy. The update included the addition of a fifth proposition on Culture and Creative Industries which had been developed in partnership with culture leads across local authorities and details were attached at Appendix 2. It was noted that a summary version of the Economic Recovery Plan will also be produced.

It was noted that because no direct Government funding had yet been allocated to the Combined Authority to deliver the Economic Recovery Plan, the Authority had previously approved gainshare funding to support immediate priority recovery programmes. Members considered an additional three proposals which were aimed at creating jobs and new businesses which were outlined in the report – Entrepreneurship, Net Zero Carbon Pipeline and Health Innovation. The Authority supported the programmes in principle and Members discussed the proposal for approval to be given to the Investment Committee for programmes to pass through Decision Point 2, totalling no more than the £7 million revenue that remains unallocated from the Combined Authority's 2020-21 gainshare allocation. It was reported that this would enable the programmes to be implemented

without delay in the context of the pandemic, and Members were advised that all of the proposals are consistent with the themes set out in the Covid Economic Recovery Plan, the draft West Yorkshire Investment Strategy priorities and will be subject to the Combined Authority's Assurance Framework as appropriate.

**Resolved:**

- (a) That the Combined Authority supports in principle the programmes outlined the submitted report.
- (b) That the Combined Authority delegates to the Investment Committee the approval for programmes to pass through Decision Point 2, totalling no more than the £7 million revenue that remains unallocated from the Combined Authority's 2020-21 gainshare allocation.
- (c) That the Combined Authority endorses the redrafted West Yorkshire Economic Recovery Plan, as contained in Appendix 1 and the related Culture and Creative Industries proposition, as contained in Appendix 2.
- (d) That progress on the delivery of products and services in response to the economic impacts of the pandemic be noted.

**98. The Single Investment Fund and the West Yorkshire Investment Strategy**

The Combined Authority considered a report of the Director, Policy, Strategy and Communications and Director, Corporate Services on the Single Investment Fund and the West Yorkshire Investment Strategy.

It was noted that the Authority was required to create a Single Investment Fund (SIF) as part of the devolution deal for West Yorkshire. The report provided an update on progress made in the development of the SIF and the design of a new West Yorkshire Investment Strategy (WYIS) which outlines the funding priorities for the SIF. This will facilitate the creation of an ambitious set of projects and programmes, based on core objectives to achieve far reaching outcomes in carbon reduction, inclusive growth and the reduction of inequality, connectivity and infrastructure.

It was reported that the high level operating principles of the SIF had previously been agreed by the Authority on 27 July 2020 and these were attached at Appendix 1 and further detail on the draft investment priorities of the WYIS was attached at Appendix 2.

The Authority considered and endorsed the proposed approach to the SIF, the design of the West Yorkshire Investment Strategy and the proposed next steps which were detailed in the report. Further work would be undertaken to complete the Investment Strategy and this would be brought to a future meeting.

**Resolved:** That the approach to the Single Investment Fund (SIF), the design of the West Yorkshire Investment Strategy (WYIS) and the proposed next steps be endorsed.

#### **99. West Yorkshire Business Accelerator Fund**

The Combined Authority considered a report of the Director, Economic Services on the West Yorkshire Business Accelerator Fund (WYBAF).

The Authority considered the proposed business case for the creation of a West Yorkshire Business Accelerator Fund (WYBAF), a new business loan facility to help deliver revenue, business growth and job creation in light of the COVID-19 pandemic.

It was reported that the LEP Board had supported the project to create a successor to the Growing Places Fund (GPF) using the returned GPF loans of c.£17 million, as core funding for the new loans.

Members discussed the proposed business case and noted the intention for the fund to be self-sustaining with initial modelling based on a ten year fund. It was agreed that up to £100,000 from the GPF development funding be approved for the establishment of a Business Accelerator Fund. This would be for external legal and tax consultants and specialist consultants to specify the fund, develop the business case, prepare for the governance, recruit the necessary resources and procure. This will go through the Assurance Framework and be brought to the Combined Authority for final approval.

A specialist Financial Conduct Authority (FCA) regulated Fund Manager would need to be appointed for an initial three year period and appropriate decision making and delegations would need to be put in place by the Authority.

**Resolved:** That up to £100,000 from the Growing Places Fund development funding be approved to expedite the establishment of a Business Accelerator Fund, for external legal and tax consultants and specialist consultants to specify the fund, develop the business case, prepare for the governance, recruit the necessary resources and that the Fund will go through the Assurance Framework and Combined Authority for final approval.

#### **100. Carbon Impact Assessment**

The Combined Authority considered a report of the Director, Policy, Strategy and Communications on the Carbon Impact Assessment.

The report provided an update on progress in the development of a carbon impact assessment methodology to allow the impact of proposals on carbon emissions to be considered in decision making.

The project is divided into five phases and these were outlined in the report. Members were advised that the project was now part way through the assessment of existing projects (those currently going through the



assurance process) and detailed recommendations for how carbon impact should be considered at different stages in the assurance process have been received from the consultants. The methodology for carbon impact assessment has been developed and is likely to be refined further as it is used to assess existing projects.

The importance of collaborative working with partners was highlighted and it was noted that discussions and briefings have been held with Leaders, portfolio holders and officers from partner councils.

**Resolved:** That the report be noted.

#### **101. Inclusive Growth Framework**

The Combined Authority considered a report of the Director, Policy, Strategy and Communications on the Inclusive Growth Framework.

Members discussed the draft Inclusive Growth Framework, which was attached at Appendix 1 and noted the working draft data set attached at Appendix 2. The draft Framework had been developed through discussion and engagement with public, private and third sector stakeholders and had also informed the development of the West Yorkshire Economic and Transport Recovery Plans.

The importance of involving and working with the private sector was highlighted and it was reported that the LEP Board had endorsed the Inclusive Growth Framework for adoption as part of the wider Strategic Economic Framework. The LEP Board had also considered, in principle, 'early win' inclusive growth related interventions, noting that any future funding decisions would rest with the Combined Authority. A pipeline of potential interventions to drive inclusive growth in the region will be considered in a future report.

**Resolved:** That the Inclusive Growth Framework be adopted as part of the overall Strategic Economic Framework.

#### **102. Employment & Skills Plan Refresh**

The Combined Authority considered a report of the Director, Policy, Strategy and Communications on the Employment and Skills Framework.

The report provided an overview on the work being done to refresh the Employment and Skills Plan and summarised the key components. The strategic context, evidence base and objectives were provided in Appendix 1. Members discussed and endorsed the proposal for the revised Employment and Skills priorities and indicative actions to be published as a Framework, as part of the Strategic Economic Framework. This would set out the strategic aims of the Leeds City Region whilst allowing flexibility to produce further detail within specific plans.

The framework will be published later this year, following the Mayoral election.

**Resolved:** That the publication of the Employment and Skills Framework as part of the Strategic Economic Framework be endorsed.

### **103. Innovation Framework**

The Combined Authority considered a report of the Director, Policy, Strategy and Communications on the Innovation Framework being developed as part of the Strategic Economic Framework.

A copy of the draft Leeds City Region Innovation Framework which builds on the work carried out for the Local Industrial Strategy was attached at Appendix 1. Public consultation on the Framework had taken place via the YourVoice platform and there had also been significant additional input from members of the West Yorkshire Innovation Network, Business Innovation & Growth Panel and the LEP Board.

Members discussed and endorsed the draft which will provide a new framework for activity and investment in innovation in the region in order to drive economic growth and societal benefit around a shared set of ambitions.

**Resolved:** That the Combined Authority endorses and approves the overarching vision and priorities of the innovation framework and its positioning as part of the Strategic Economic Framework.

### **104. MCA Preparations - governance arrangements**

The Combined Authority considered a report of the Director, Corporate Services on MCA preparations.

The report provided an update on work in relation to the governance arrangements for the Combined Authority as a mayoral combined authority (MCA).

Members considered the proposal that the Combined Authority adopt a formal Constitution to provide a robust and integrated governance framework. Details were outlined in the report and an indicative outline of the Constitution was attached at Appendix 1. It was noted that key arrangements for the Mayor will need to be in place at the start of the Mayor's term of office on 10 May 2021 and therefore there will be a phased approach to adopting the new Constitution.

Members considered key draft constitutional documents for the MCA's decision-making arrangements which were attached at Appendices 2-5. It was noted that these may be subject to revision as other elements of the new Constitution are developed and it was agreed that authority be delegated to the Head of Legal and Governance Services to make any further technical amendments. Arrangements for PCC functions are currently being developed and these will be brought to the next meeting.

The Constitution will be considered as a whole at the Combined Authority's Annual Meeting in June 2021.

**Resolved:**

- (a) That the Combined Authority notes that arrangements are being put in place for decision-making relating to new Non-Mayoral Functions.
- (b) That the Combined Authority notes the timeline set out in paragraph 2 of the report for approving revised governance documents for the MCA.
- (c) That the Combined Authority approves the governance documents attached as Appendices 2-5 to the report to be of effect from 10 May 2021, and authority be delegated to the Head of Legal and Governance Services to make any further technical amendments to these documents, should these be required as the Constitution is developed.

**105. Future Scrutiny Arrangements**

The Combined Authority considered a report of the Director, Corporate Services on a proposal for new and improved scrutiny arrangements for the mayoral combined authority.

Members discussed the proposal to increase the number of overview and scrutiny committees from one to three to cover corporate, economic and transport scrutiny. Councillor Harrand, Chair of the Overview & Scrutiny Committee advised that the Overview & Scrutiny Committee had reviewed scrutiny arrangements and a working group had been established to provide input and had made recommendations regarding a new governance structure and scrutiny arrangements which differed from the proposals in the report.

The Authority discussed the Overview & Scrutiny Committee's original recommendation and advice outlined in Appendix 1 and considered a proposal to replace the existing scrutiny arrangements with three overview and scrutiny committees to cover corporate, economic and transport scrutiny. As an MCA, it was considered important to increase scrutiny and involve more members to broaden the engagement and each Committee would comprise of 16 members, increasing the number of scrutiny members from 18 to 48.

Due to the proposed change in the scrutiny structure, terms of reference and membership numbers, it was agreed that an Independent Remuneration Panel (IRP) be convened to reassess the level of allowances paid to Combined Authority scrutiny chairs and members. A report would be brought to the next meeting.

It was noted that additional staff resource will be required to support the enhanced scrutiny structure and it was agreed that initially an additional support officer be appointed although this would be considered further as

part of a review of the new structure to take place 6 months after the annual meeting.

The Authority thanked the Overview & Scrutiny Committee and the working group for their review of scrutiny arrangements.

**Resolved:**

- (a) That the work undertaken by the Overview and Scrutiny Committee in reviewing scrutiny arrangements and the Committee's original recommendation and advice, as outlined in Appendix 1, be noted.
- (b) That the Combined Authority approves the proposal to replace the existing scrutiny arrangements with three overview and scrutiny committees, each consisting of 16 members (3 from each West Yorkshire constituent authority and 1 from the non-constituent authority York), and asks officers to progress developing governance arrangements to enable such appointments to be made at the annual meeting on 24 June 2021 as outlined in paragraphs 2.6 – 2.11 of the report.
- (c) That the Combined Authority approves the convening of an Independent Remuneration Panel to reassess the allowances to be paid to scrutiny chairs and members as outlined in paragraph 2.9 of the report.
- (d) That the Combined Authority approves the additional investment into the scrutiny function including additional staff resource and other potential associated costs as outlined in section 5 of the report.

**106. Governance Arrangements**

The Combined Authority considered a report of the Director, Corporate Services on governance arrangements.

Leeds City Council – Appointments

It was noted that Leeds City Council had advised of the following changes in their appointments to the Combined Authority:

- Councillor James Lewis to replace Baroness Judith Blake as the Combined Authority member.
- Councillor Debra Coupar to replace Councillor James Lewis as the substitute Combined Authority member.
- Councillor Helen Hayden to replace Councillor Lisa Mulherin as the ex-officio member of the West Yorkshire & York Investment Committee.

Notification had also been received for a change in Leeds City Council's nomination to the Place Panel, and the Authority agreed the appointment of Councillor Helen Hayden to the Place Panel.

### Employment & Skills Panel – Advisory Membership

It was reported that at its meeting held on 24 February 2021, the LEP Board had considered and recommended to the Authority, the appointment of a non-voting advisory representative from the TUC to the Employment & Skills Panel. The Authority approved this appointment.

### Governance & Audit Committee

The Authority noted the resignation of Andy Clayton, the independent member and current Chair of the Governance & Audit Committee. It was agreed that the Head of Legal & Governance Services be authorised to commence recruitment arrangements for the vacant position. It was noted that there was one remaining meeting scheduled in the current municipal year and it would be necessary for a current member of the Governance & Audit Committee to act as interim chair for that meeting.

#### **Resolved:**

- (a) That the Combined Authority notes Leeds City Council's change in appointments to the Combined Authority and the West Yorkshire & York Investment Committee as detailed in paragraphs 2.1 and 2.2 of the report.
- (b) That the Combined Authority approves the appointment of Councillor Helen Hayden to the Place Panel.
- (c) That the Combined Authority approves the appointment of a non-voting advisory representative from the TUC to the Employment & Skills Panel.
- (d) That the Combined Authority notes the resignation of Andy Clayton, independent member of the Governance & Audit Committee and the arising vacancy for both a member and chair.
- (e) That the Combined Authority authorises the Head of Legal & Governance Services to progress recruitment and appointment arrangements to the current independent member vacancy on the Governance & Audit Committee.
- (f) That, in respect of any future in-year vacancies, the Combined Authority delegates arrangements for convening an interview panel and making subsequent recommendations to the Authority to the Head of Legal & Governance Services.
- (g) That a current member of the Governance & Audit Committee acts as interim chair for the remaining meeting of the current municipal year.

### **107. Independent Remuneration Panel – West Yorkshire Mayor's Allowance**

The Combined Authority considered a report of the Director, Corporate Services on the report of the Independent Remuneration Panel in respect of the remuneration of West Yorkshire Combined Authority's Mayor.

Councillor Stewart Golton took no part in discussion of this item as he was the Liberal Democrat candidate for the role of West Yorkshire Mayor.

It was noted that the WYCA (Election of Mayor and Functions) Order 2021 specifies that a remuneration must be determined for the West Yorkshire Mayor and in setting this, the Combined Authority must consider a report by an independent remuneration panel (IRP).

The IRP review was undertaken in February 2021 by a Panel of three members, headed by Dr Declan Hall who was in attendance at the meeting to present the IRP's report which was attached at Appendix 1. The IRP recommended that the remuneration of the West Yorkshire elected Mayor be set at £105,000 and that it be indexed linked to the NJC index, namely the percentage annual cost of living salary increase as applied each year to staff. It was noted that the allowance paid by the Combined Authority should not exceed the amount specified in the recommendation of the IRP.

Dr Hall was thanked for chairing the review and attending the meeting.

**Resolved:**

- (a) That the report of the Independent Remuneration Panel be noted.
- (b) That the recommendations of the Independent Remuneration Panel's report in respect of remuneration for the West Yorkshire Mayor, including indexation, attached at Appendix 1, be approved.

**108. Minutes for Information**

The Combined Authority noted the minutes of the committees and panels that have been published on the West Yorkshire Combined Authority's website since the last meeting.

**Resolved:** That the minutes of the Combined Authority's committees and panels be noted.